


# Maths

## Lesson 2

In your exercise book write Maths lesson 2.


Today we are recapping  
telling time to the nearest  
minute

What time is shown on the clock?



Varied Fluency 1


What time is shown on the clock?



**Twenty-three minutes past two**

Varied Fluency 2

Tick the correct time shown on the clock.




**Twenty-nine minutes  
to 3**

**Nine minutes to 6**

**Eleven minutes past 6**

Varied Fluency 2

Tick the correct time shown on the clock.



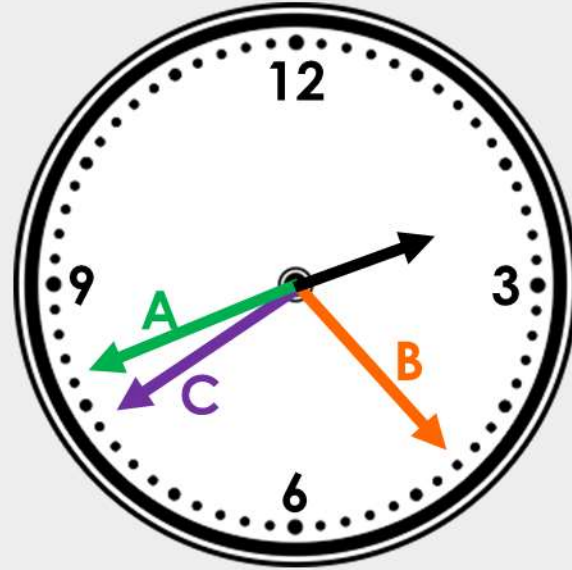
Twenty-nine minutes  
to 3

Nine minutes to 6

**Eleven minutes past 6** ✓

Reasoning 1

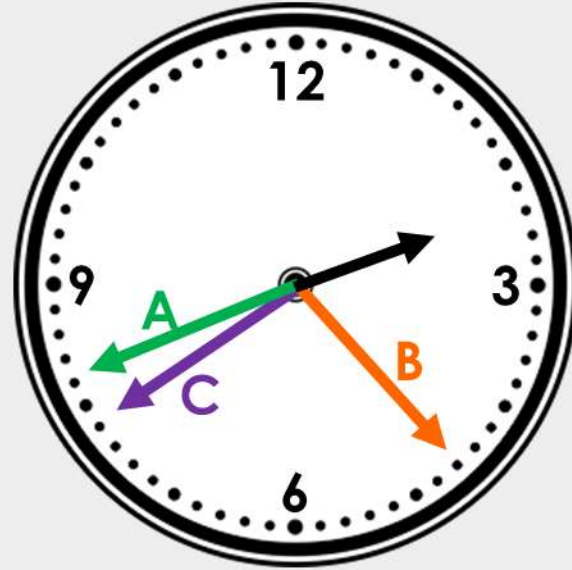
The time is twenty-one minutes to three.  
Which arrow is the correct minute hand?



Explain why.

Reasoning 1

The time is twenty-one minutes to three.  
Which arrow is the correct minute hand?



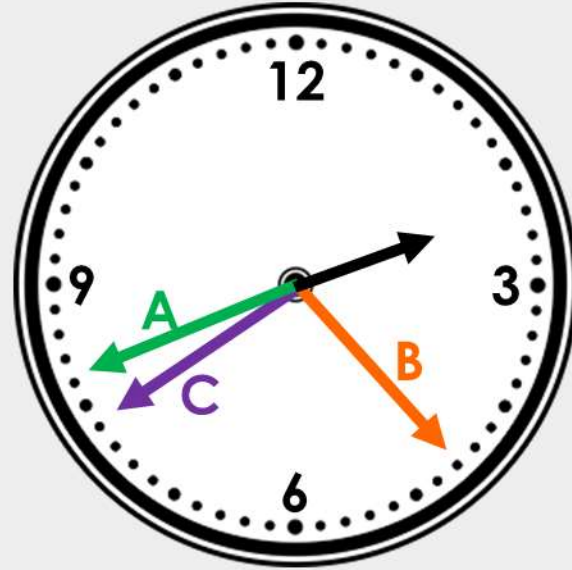
Explain why.

C because...



## Reasoning 1

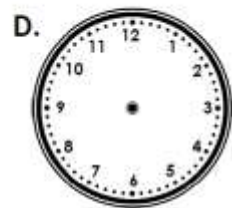
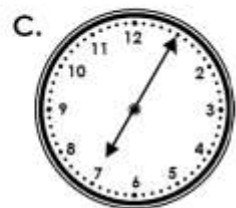
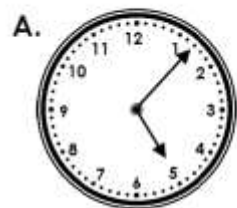
The time is twenty-one minutes to three.  
Which arrow is the correct minute hand?



Explain why.

**C** because it is 'to' the hour so the minute hand is after the 6 and there are 21 minutes until the minute hand gets to the twelve for the next hour.

1. Match the time to the correct clock face to find the odd one out.  
Complete the blank clock face for the missing time.



14 minutes to 11

5 minutes past 7

7 minutes past 5

Quarter past 1

6. A bus arrives at the interchange at twenty-three minutes to ten. Steph and Sean have represented this time on the clocks below.



Steph



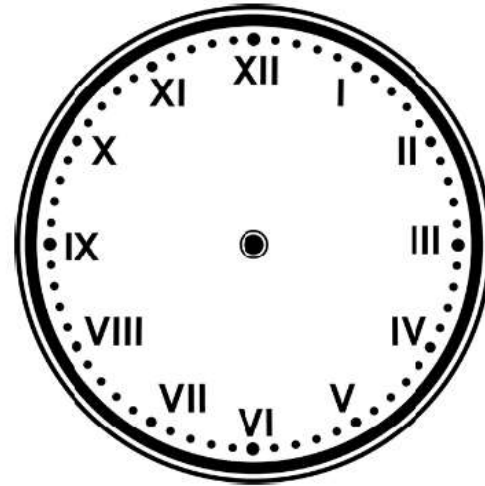
Sean



Who is correct?  
Explain how you know.

# Challenge:

It takes Carla 23 minutes to drive to work.  
She needs to arrive at work for half past 8.  
What time does she need to set off?



Draw the time she needs to leave the house on the clock face.