

English:

Monday 20th April

I can think of different adjectives.

Can you remember what an adjective is?

Write in your book what you think it is.

An adjective is...


Did you get the correct answer?

An adjective is a **describing** word.

Using adjectives makes writing more interesting and adds detail.

There was a spider in the bathroom.

+ **adjectives** =




There was a **huge, hairy** spider in the bathroom.

I found a ladybird on a leaf.

+ **adjectives** =

I found a **tiny** ladybird
on a **big** leaf.



Can you complete the alphabet challenge?

Adjective Alphabet

Adjectives are describing words that are used to add more detail to nouns.

Can you think of an adjective for every letter of the alphabet?

a is for _____	n is for _____
b is for _____	o is for _____
c is for _____	p is for _____
d is for _____	q is for _____
e is for _____	r is for _____
f is for _____	s is for _____
g is for _____	t is for _____
h is for _____	u is for _____
i is for _____	v is for _____
j is for _____	w is for _____
k is for _____	x is for _____
l is for _____	y is for _____
m is for _____	z is for _____

Challenge: Can you use some of adjectives to create some expanded noun phrases?

e.g. The slow, slimy snail.



English:

Tuesday 21st April

I can identify adjectives used for effect.

Adjectives can be used for effect...

Can you think of adjectives you can use to add effect to this sentence?

The ladybird flew around the garden.

For the next task you will need to know
what a noun is...

Write the answer in your book.

A noun is...

Did you get the answer correct?

A noun is a person, place or thing.

Read through the following descriptions.

For each one, underline the noun that is being described in the expanded noun phrase.

Put a circle around the adjectives that have been added to the noun to make the expanded noun phrase.

1. The mouldy, broken house stood on a hill.
2. The moaning and creaking noise continued.
3. The cold, damp grass ruined my shoes.
4. The well-worn steps went on forever.
5. The off-white, rotten door squeaked loudly.
6. A large, dark rain cloud hung over the house.

- Copy the sentences into your book.
- Underline the noun that is being described.
- Put a circle around the adjectives that have been added to the noun to make the expanded noun phrase.

What is the impact of the adjectives?

English:

Wednesday 22nd April

I can use adjectives to describe.

Today we are going to be using adjectives and expanded noun phrases to describe the monster.

Remember to spell the words correctly as they are on the sheet to help you.

Don't forget capital letters and full stops.

Here's an example sentence.

The enormous, orange giant has sharp teeth poking out of his mouth.

Describe the Monster



Choose the words and phrases that describe the monster.
Can you add any of your own?

- hairy
- scaly
- orange
- blue
- enormous
- tiny
- friendly
- fearsome
- pointy tusks
- purple claws

Write some sentences to describe the monster.

English:


Thursday 23rd April

I can plan a setting description.


Today you are going to choose a setting and plan our setting description. Remember you want to make your reader interested and use adjectives for effect.



What does it look like?



Can you smell anything?




What can you hear?

Choose from one of the following settings to plan a setting description for:



Key Words

spooky dark quiet damp
freezing gloomy creepy
calm peaceful lonely
wild leafy cold terrifying
hidden



Key Words

cold freezing snowy

icy bright white lonely

quiet beautiful dangerous

chilly bitter remote

breathtaking arctic



Key Words

beautiful fantastic
lovely green leafy
noisy crowded lively
fun entertaining busy
enjoyable relaxing
wonderful pleasant



Key Words

spooky haunted gloomy

scary frightening

terrifying dark cold

dangerous mysterious

eerie lonely creepy foggy

misty

Once you have chosen a setting, use your senses to plan your setting description.

What can you smell?	What can you hear?	What can you taste?	What can you feel?	What can you see?

English:

Friday 24th April

I can write a setting description using adjectives.

Look back at your plan from yesterday, we are going to write a setting description.

Here's my example.

The spooky house sat at the top of the hill. In the distance, the bright sunlight shone on the stony path. The sound of creepy bats filled the dark night sky.



Key Words

spooky haunted gloomy
scary frightening
terrifying dark cold
dangerous mysterious
eerie lonely creepy foggy
misty

Write your own setting description.

Remember to include:

- Capital letters and full stops.
- Adjectives and expanded noun phrases for effect.