

# Year 1 Home Learning Wednesday 10<sup>th</sup> June

This PowerPoint has all of your work for Wednesday –

Phonics

English

Maths

PE

# Phonics:

## Today we are recapping...

The 'ea' sound (ready steady go)

# Say your speed sounds:

## Speed Sounds Set 2

ay  may I play?	ee  what can you see?	igh  fly high	ow  blow the snow	oo  go to the sea
oo  look at a book	ar  vote the car	or  open the door	air  that's not fair	ir  what can you see?

## Speed Sounds Set 3

ea  car of tea	oi  play the game	ou  shout it out	oy  play for a boy	
a-e  make a team	i-e  play a game	o-e  play a game	u-e  play a game	aw  play a game
are  run and there	ur  run with a partner	er  it's better letter	ow  brown cow	ai  read in the rain
oa  gold is a boat	ew  draw the row	ire  fire, fire!	ear  learn with your ear	ure  look at your

What is this extra Set 3 sound?



'ea' (Ready Steady go!)

'ea' = 'e' sound in these words

Read the real words and read the alien words with the 'c' sound in them.

bread	weather
read	heavy
spread	head
tread	thread
dead	breakfast
feather	pleasant
leather	breath

Alien words –

meather

cread

deavy

treat

vead



Read and write the following 'ea' (Ready Steady go) words and draw a picture to match the word.

head  
bread  
deaf  
wealthy

health  
feather  
treasure  
measure

weather  
instead  
spread  
sweat

Read the following letter and write down any 'ea' (Ready Steady go) words you can spot.

Write these words in your English Home Learning Book.

Dear all,

On Friday, we will be going on a surprise trip with the children. Heather will be coming, too! Please make sure that the children have had a good breakfast before they come, as it will be a long day. They will need coats as the weather is likely to be cold.

Please be ready to go by 8.30 a.m. ☺

Thank you,  
Mrs Tan

English Week 9

Wednesday 10<sup>th</sup> June

Grammar Lesson Starter –

Choose the correct noun being  
described.

Solve the puzzle below by finding the correct noun.

## Something you use for cutting bread.

Choose the correct noun.

knife

spoon

cat

bed





# The correct answer is -

knife



spoon

cat

bed



Solve the puzzle below by finding the correct noun.

## An animal that barks.

Choose the correct noun.

chair

dog

Ben

light



# The correct answer is -

chair

dog



Ben

light



Solve the puzzle below by finding the correct noun.

## A place you go to learn.

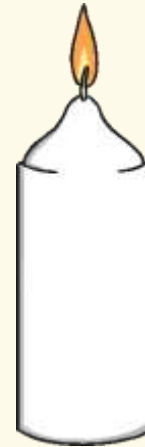
Choose the correct noun.

park

school

recorder

candle



# The correct answer is -

park

school



recorder

candle



Solve the puzzle below by finding the correct noun.

## Something you use to write with.

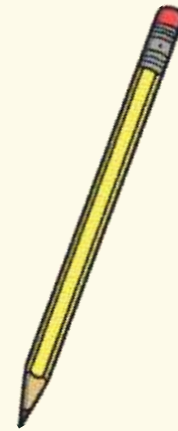
Choose the correct noun.

scooter

strawberry

book

pencil



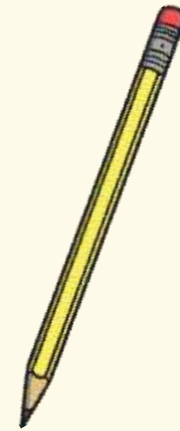
# The correct answer is -

scooter

strawberry

book

pencil



English

Wednesday 10<sup>th</sup> June

Today we are recapping...

Find nouns in sentences from the story  
'Green Eggs and Ham' by Dr Seuss.



On the next slide there are sentences from the story 'Green Eggs and Ham'.

Can you spot the noun in each sentence and write it in your Home Learning English Book?

Clue - Remember nouns are the name given to a person, thing or place.

1. I do not like green eggs and ham.
2. Would you like them in a house?
3. I would not like them with a mouse.
4. Would you eat them in a box?
5. No I would not eat them with a fox.
6. Would you, could you in a car?

Check your answers -

1. I do not like green **eggs** and **ham**.
2. Would you like them in a **house**?
3. I would not like them with a **mouse**.
4. Would you eat them in a **box**?
5. No I would not eat them with a **fox**.
6. Would you, could you in a **car**?

Maths:  
Today we are recapping...

Recognising and naming 2D shapes

## Five in five

1.  $6 + 4 = \underline{\quad}$

2.  $10 - 4 = \underline{\quad}$

3. Double 6

4. Half of 12

5.



The background of the slide is a stylized illustration of a stage. It features red curtains with vertical pleats and gold tassels at the bottom. A blue floor is visible at the base. A large, light blue spotlight cone shines down from the top center, illuminating the text.

Name the  
2D Shape


?

# Name this 2D Shape

square

triangle

circle



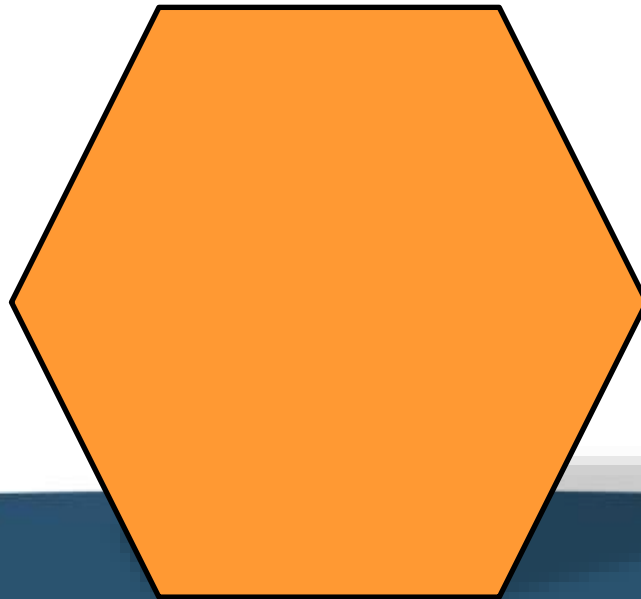


# Name this 2D Shape

circle

hexagon

octagon



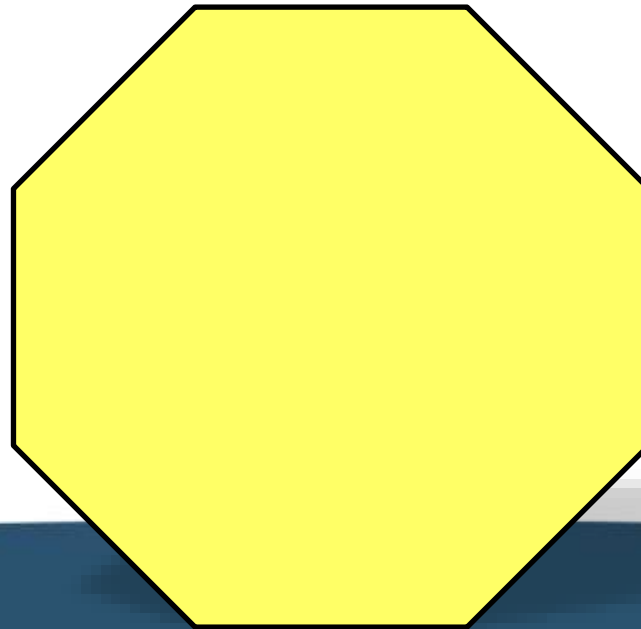


# Name this 2D Shape

octagon

triangle

pentagon

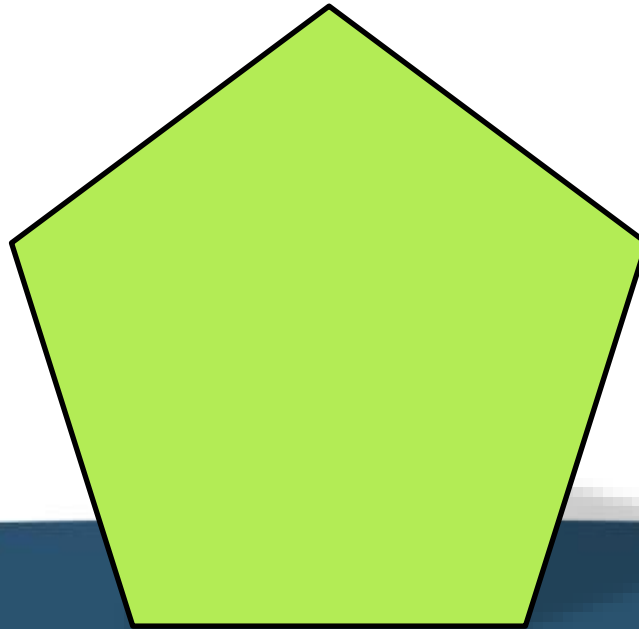


# Name this 2D Shape

square

quadrilateral

pentagon




# Name this 2D Shape

octagon

square

rectangle






# Name this 2D Shape

triangle

square

pentagon

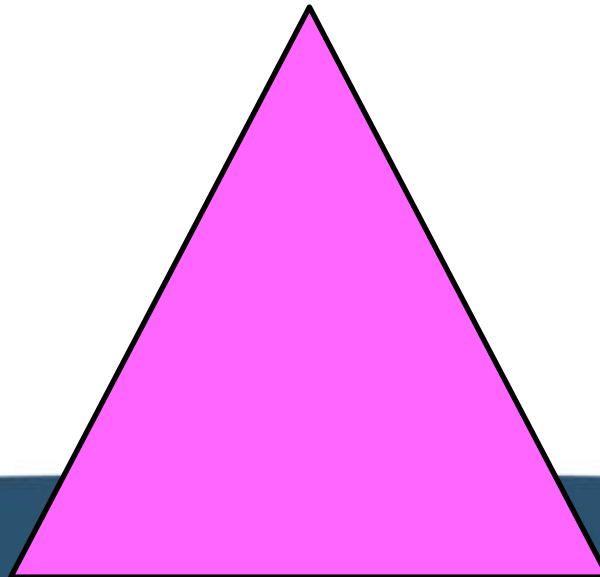


# Name this 2D Shape


triangle

circle

hexagon




Draw the 2D shapes in your Home Learning Maths book and write the correct name for each shape.




\_\_\_\_\_

triangle



\_\_\_\_\_

square



\_\_\_\_\_

rectangle



\_\_\_\_\_

circle

Wednesday PE Week 9:  
Gymnastics – Animals  
Fantastic Frogs

# Fantastic Frogs





# Warm-Up



① How can we warm ourselves up ready for exercise?



# Straight Jump



Can you jump high and make a long thin shape?

Stand with your feet hip distance apart. Jump from two feet, bend your knees and take your arms over your head to help you lift off the ground. Keep your body very straight. Land on the balls of both feet, bending your ankles, knees and hips to absorb the shock.

# Jumping Jacks



? Can you jump and make a wide shape?

Stand with your feet hip distance apart. Jump from two feet, bend your knees and use your arms to help you lift off the ground. Spread your arms and your legs wide and land on the balls of both feet, bending your ankles, knees and hips to absorb the shock. Bring the feet back together to land.



# Tuck Jump



Can you jump and make a small curled shape?

Stand with your feet a small distance apart. Jump from two feet, bending your knees and pushing off. Bring the knees up towards your chest as you jump, keeping your head up. Use your arms by bringing them over your head as you jump and out in front at shoulder height as you land. Bring your legs back down to land, bending your ankles, knees and hips and landing on the balls of your feet.

# The Frog and the Fly



You are the frog.

- ① The frog has spotted a tasty looking fly buzzing nearby; using the jumps practised, will it be able to catch its prey?

## The Frog

- Crawl carefully along a branch
- Use a straight jump to land upon a lily pad
- Use jumping jacks to move to a nearby rock
- Stick out your tongue and catch the fly!