

Phonics:

Today we are recapping...

The 'aw' sound (aw yawn at dawn)

Say your speed sounds:

Speed Sounds Set 2

ay  may I play?	ee  what can you see?	igh  fly high	ow  blow the snow	oo  poo at the zoo
oo  look at a book	ar  start the car	or  shut the door	air  that's not fair	ir  whirl and twirl
ou  shout it out	oy  toy for a boy			

Speed Sounds Set 3

ea  cup of tea	oi  spoil the boy	a-e  make a cake	i-e  nice smile
o-e  phone home	u-e  huge brute		

What is this Set 3 sound?



Read the real words and read the alien words with the 'aw' sound in them.

lawn

jaw

claw

draw

raw

strawp



chawn



zaw



gawn



dawt



yawn

drawers

saw

paw

fawn

yawl



blawn



thawl



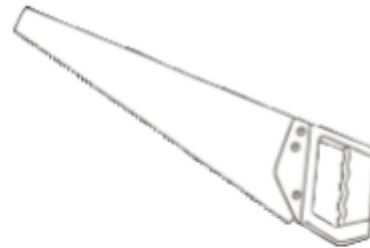
hawm



spraw



Draw these pictures and write the matching word. Remember the 'aw' sound.



Read the postcard and spot the phoneme 'aw'. Make a list of the words you find. Can you write them in a sentence? Remember your capital letter, finger spaces and full stop.

Dear Lorna,

I know how much you love our dog, Storm. You aren't going to believe what happened to her today!

I was playing with Storm on the lawn, when suddenly she started limping. Soon, she couldn't even walk! We had to take her to the vet, wrapped in a shawl. The vet told us she had a thorn stuck in her paw. Poor Storm!

The vet was very kind and took out the thorn. He gave us some pills for Storm and mum put them in a drawer to keep them safe.

I think I will draw a picture of Storm to cheer her up.

How is your pet bird? I hope she doesn't get anything stuck in her claws!













Lots of love,

Paul x



Lorna Petty,
4 Ladybird Walk,
York,
Yorkshire,
YL6 W72

Now we know we can spell the sound in two ways - 'or' and 'aw'.
Can you write the correct words for the pictures below?

or		aw	
			
			
			
			
			
			

English Week 5
Tuesday 5th May
Grammar Lesson Starter –
Bossy verbs

Do you remember Miss Bossy?



Can you remember what a bossy verb is?

A bossy verb is a word that tells you what to do.

Can you write only the bossy verbs from the following list in your book?

put

cat

shut

turn

tree

mix

get

rainbow

spread

carpet

add

stir

English

Tuesday 5th May

Today we are recapping...

Ordering of instructions.

This week we are going to write instructions for how to make a sandwich.

Listen to the story 'Sam's Sandwich' through the following link –

<https://www.youtube.com/watch?v=4-vSwfshvBY>

Would you like to eat Sam's sandwich? Would it be disgusting or yummy to eat?

1. What did Sam and his sister do **first** when making the sandwich?

2. What did Sam put in **next**?

3. What did Sam put in **then**?

4. What did Sam add **after** that?

5. What did Sam put in **later**?

6. What did Sam put in **finally**?

1. What did Sam and his sister do **first** when making the sandwich? **Get the bread and spread the butter.**
2. What did Sam put in **next**? **A caterpillar.**
3. What did Sam put in **then**? **The slug and its slime.**
4. What did Sam add **after** that? **A worm.**
5. What did Sam put in **later**? **A snail.**
6. What did Sam put in **finally**? **Lots of ketchup and put the slices of bread together.**

Can you read the instructions for making Sam's Sandwich and put them in the right order and number them?

Finally squirt lots of ketchup on and put the slices of bread together.

Then add the slug and it's slime.

Later put in a snail.

First get the bread and spread the butter.

After that get a worm.

Next put in a caterpillar.

Answers -

How to make Sam's sandwich

1. First get the bread and spread the butter.
2. Next put in a caterpillar.
3. Then add the slug and it's slime.
4. After that get a worm.
5. Later put in a snail.
6. Finally squirt lot of ketchup on and put the slices of bread together.

Maths:

Today we are recapping...

Addition and subtraction

Add by counting on to 20 using a number line.

Five in five

1. $12 + 5 = \underline{\quad}$

2. $18 - 10 = \underline{\quad}$

3. Double 3

4. Half of 6

5.





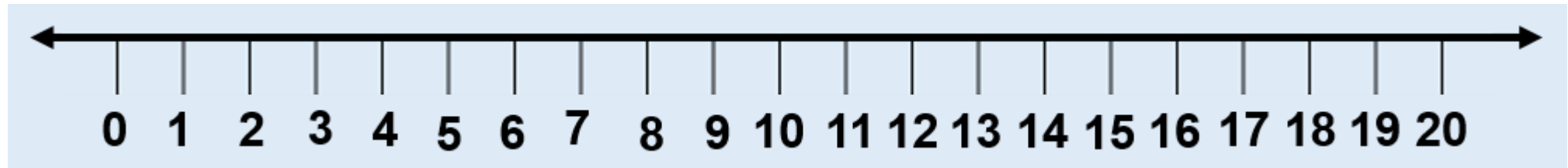
Complete the number line.

Tia has 11 prize medals.

She wins 7 more.

How many medals does Tia have now?

Use the number line to work out the answer. Start at 11 and jump 7 times with your finger. What did you land on?



Can you write the matching calculation?

$$\underline{\quad} + \underline{\quad} = \underline{\quad}$$

Did you get it correct?

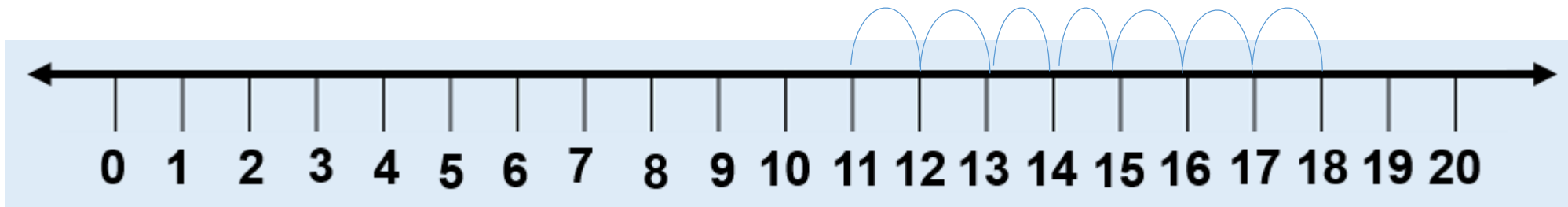


Complete the number line.

Tia has 11 prize medals.

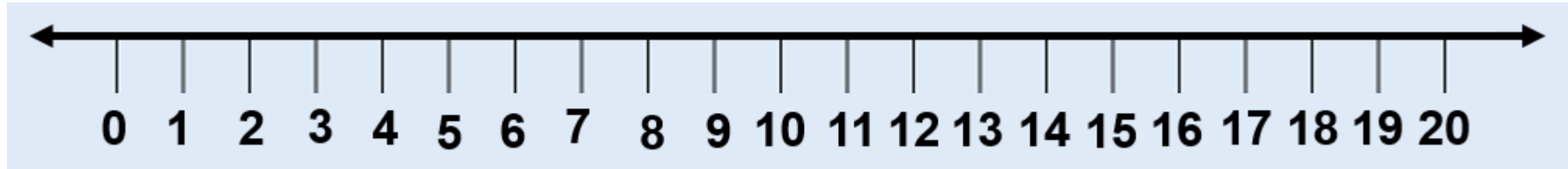
She wins 7 more.

How many medals does Tia have now?



$$11 + 7 = 18$$

Try these ones and use the number line and your finger to find the answers.



$4 + 12 =$
$6 + 9 =$
$3 + 11 =$
$2 + 15 =$

Did you get them correct? Did you use your number line?




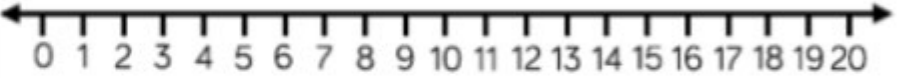




$$4 + 12 = 16$$

$$6 + 9 = 15$$

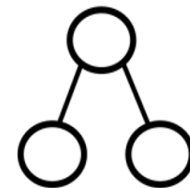
$$3 + 11 = 14$$

$$2 + 15 = 17$$

Try these ones in your book and use the number line to help you find the answers by doing the jumps with your finger.

<p>Sam has 12 stars. He wins 5 more. How many stars does Sam have now? Show your calculation on the number line.</p>  	<p>Tom has 13 eggs. He collects 4 more. How many eggs does Tom have now? Show your calculation on the number line.</p>  
<p>There are 10 balloons. Five more balloons are blown up. How many balloons are there now? Show your calculation on the number line below.</p>  	<p>Kim has 14 sweets. She is given 3 more. How many sweets does Kim have now? Show your calculation on the number line.</p>  

Can you draw a matching part whole model to go with each calculation?



Science:

Today we are recapping...

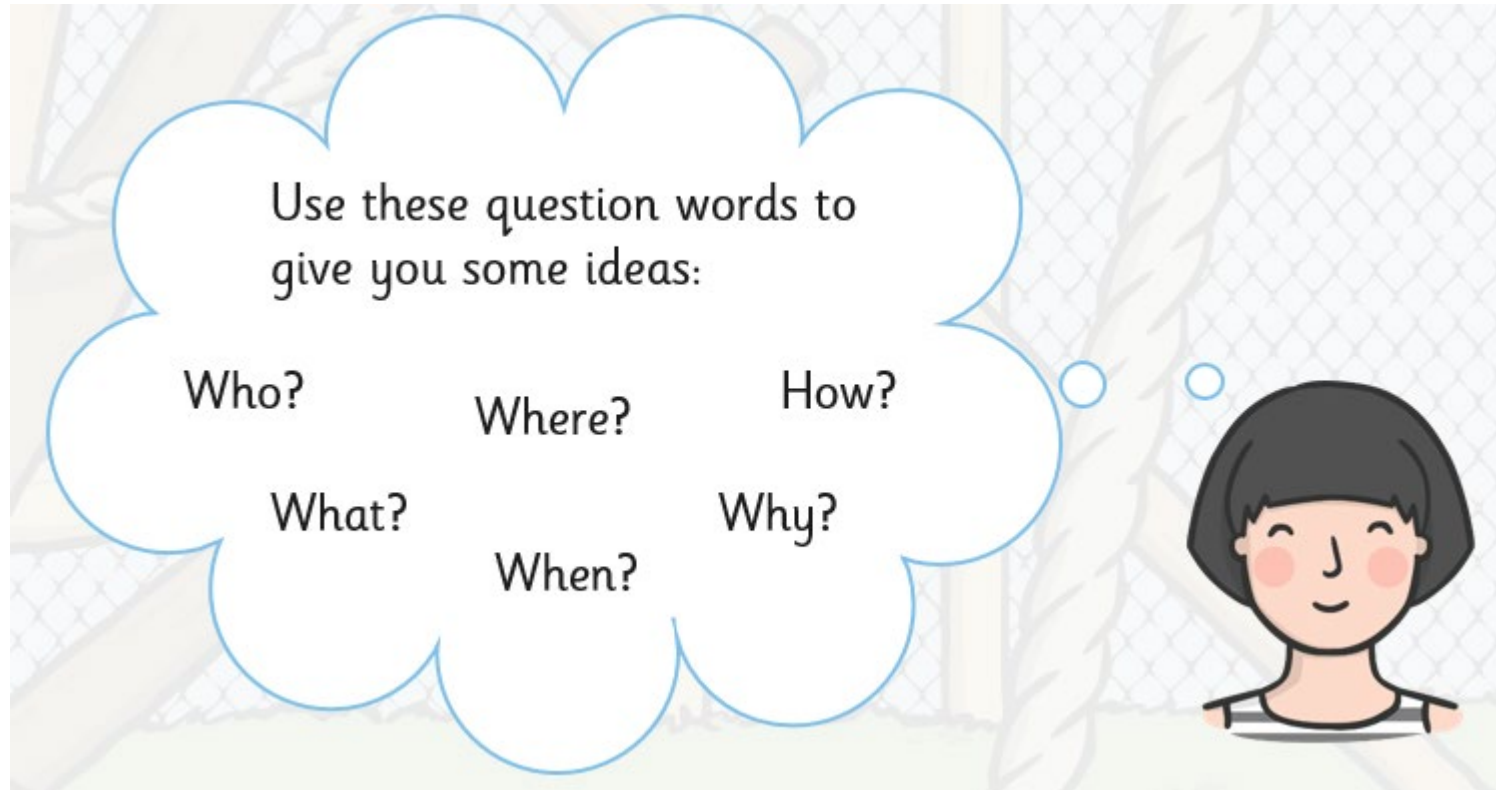
Information about animals

Think about all of the things you know about animals so far.

Choose one animal that you know a lot about.

We are going to create a fact file about your chosen animal.

What questions could you ask your chosen pet if they could speak?



With an adult, use the internet to find out all about your chosen pet.

Here are some websites that might help –

<https://www.natgeokids.com/uk/category/discover/animals/>

https://www.boredpanda.com/happy-animal-facts/?utm_source=bing&utm_medium=organic&utm_campaign=organic

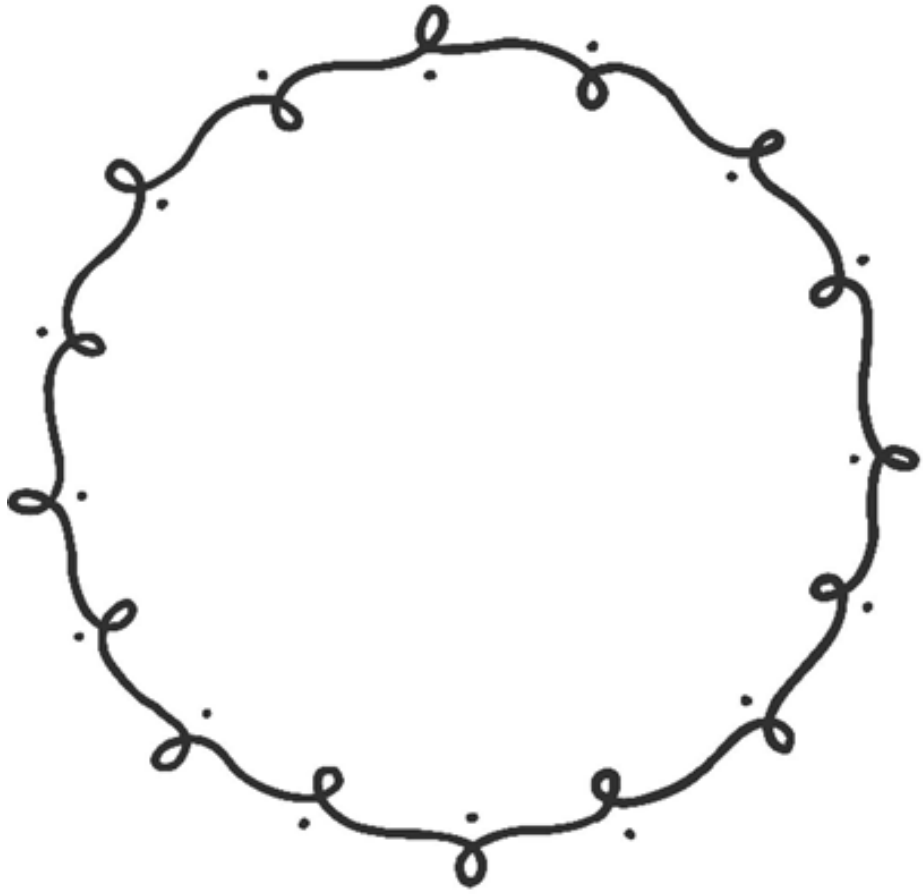
<https://www.lonelyplanet.com/articles/amazing-animal-facts-for-kids>

<https://animalfactguide.com/animal-facts/>

<https://www.activewild.com/facts-about-dogs-for-kids/>

<https://kids.kiddle.co/Pet>

Find out what the animal looks like, what it likes to eat, where it lives and how to care for it.



About my pet:

A rectangular box with rounded corners, containing ten horizontal lines for writing.

How to care for my pet:

An interesting question about my pet:

Answer:
