

Year 2 Home Learning

Wednesday 3rd June

This PowerPoint has all of your work for Wednesday.

English
Spelling
Reading
Maths
PE

English:

Wednesday 3rd June

I can answer questions about a poem.

Grammar starter- Verbs

Verbs are action words or something that you do. See if you can sort the verbs into the correct column.

A verb is a doing word or action word. Can you cut and stick the words into the correct column?

Walk	Run	Eat	Say

mutter	race	gobble	whisper	munch
march	speak	sprint	taste	gallop
charge	stroll	chomp	step	

Check your answers:

Verbs Sorting Activity

A verb is a doing word or action word. Can you cut and stick the words into the correct column?

Walk	Run	Eat	Say
stroll march	race sprint gallop charge	gobble munch taste	mutter whisper speak

Today you are going to be answering question about the poem *The Sound Keeper*.

The Sound Keeper

I read a book this morning
With photos of the past;
Of memories when I was young,
And sounds that always last.

The pictures were of holidays,
The pictures were of me,
But the ones that I remembered best
Were right beside the sea.

The crying of the seagulls,
The laughter in the air,
The hum of all the people,
And the music of the fair.

The slurp of drippy ice cream,
The fizz of cola pop,
Applying sun cream to my back,
Slippy, slappy, slop.

The whooshing of the pebbles,
The crashing of the waves,
The gurgling and rushing
Of the water in the caves.

The sound of my legs splashing,
Swimming in the sea,
Dad is paddling to my left
And Mum is here with me.

I read a book this morning,
The sounds, they always last.
It keeps them there, fresh like new,
Memories of my past.



twinkl

visit [twinkl.com](https://www.twinkl.com)

Answer the questions about the poem.

The Sound Keeper Questions

1. What did the book have in it? Tick one.

- stories
- recipes
- photos

2. Which pictures did the poet hear best?

3. Match the sound to the correct thing or animal from the poem:

laughter

seagulls

music

air

crying

fair

4. Find and write three words that describe the sun cream.

5. Number the events below to show the order in which they happen in the poem. The first one has been done for you.

- The fizz of cola pop.
- Dad is paddling.
- 1 The hum of the people.
- The crashing of the waves.

The Sound Keeper **Answers**


1. What did the book have in it? Tick one.

- stories
- recipes
- photos**

2. Which pictures did the poet hear best?

The ones that were right beside the sea.

3. Match the sound to the correct thing or animal from the poem:



4. Find and write three words that describe the sun cream.

Slippy, slappy, slop.

5. Number the events below to show the order in which they happen in the poem. The first one has been done for you.


- 2** The fizz of cola pop.
- 4** Dad is paddling.
- 1** The hum of the people.
- 3** The crashing of the waves.

Reading:

Wednesday 3rd June


I can draw what I have read.

End of sixth week



TORTOISE NO. 7 weight 25 ounces

End of seventh week



TORTOISE NO. 8 weight 27 ounces

Alfie's weight was thirteen ounces. Tortoise Number 8 was twenty-seven ounces. Very slowly, over seven weeks, Mrs Silver's pet had more than doubled in size and the good lady hadn't noticed a thing.

Even to Mr Hoppy, peering down over his railing, Tortoise Number 8 looked pretty big. It was amazing that Mrs Silver had hardly noticed anything at all during the great operation. Only once had she looked up and said, 'You know, Mr Hoppy, I do believe he's getting a bit bigger. What do you think?'

'I can't see a lot of difference myself,' Mr Hoppy had answered casually.

Read the text and draw what you have read.

Did you drawing
look like this?



Even to Mr Hoppy, peering down over his railing, Tortoise Number 8 looked pretty big. It was amazing that Mrs Silver had hardly noticed anything at all during the great operation. Only once had she looked up and said, 'You know, Mr Hoppy, I do believe he's getting a bit bigger. What do you think?'

'I can't see a lot of difference myself,' Mr Hoppy had answered casually.




Wednesday 3rd June

PE

Gymnastics - Animals
Hurtling Hedgehogs

Hurtling Hedgehogs



Hurtling Hedgehogs



Travel about in any way you like. Remember how we have been moving in the previous lessons. When you come to a mat roll across it.

① Is the space clear for you to roll into?

② In what different ways can you roll?

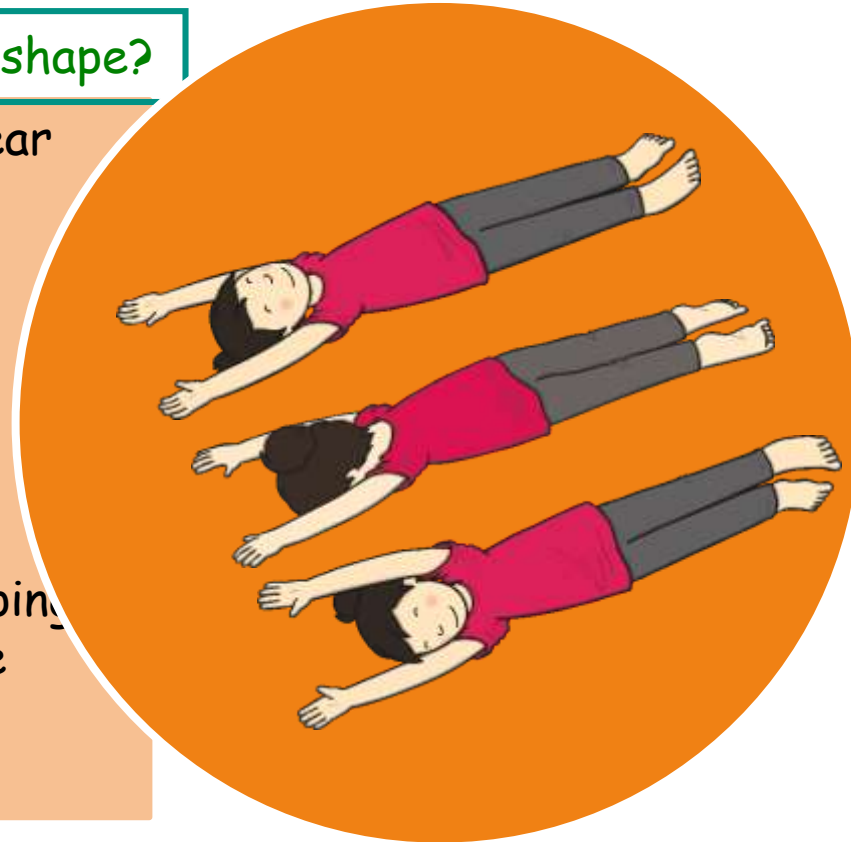


Log Roll



? Can you roll in a long thin shape?

- Make sure that you have a clear space to roll into.
- Lie on your side, on the floor, in a straight line with your legs stretched out together and your arms stretched out over your head.
- Keep your body tight.
- Roll over onto your front keeping the stretched, straight shape and the tension in your body.
- Keep rolling onto your back.

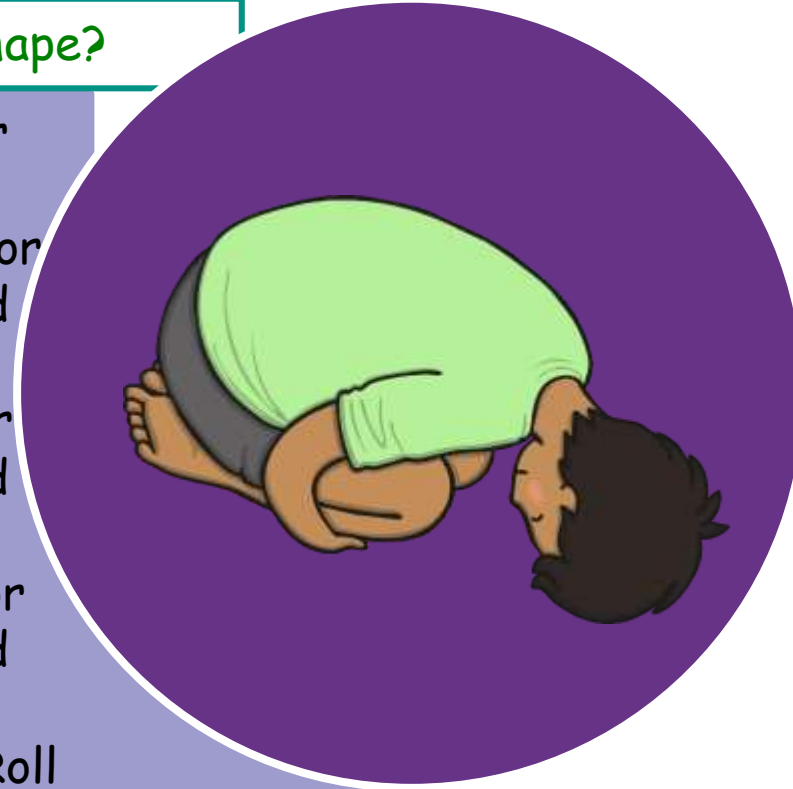


Egg Roll



? Can you roll in a small curled shape?

- Make sure that you have a clear space to roll into.
- Curl up on your front on the floor with your knees and chin tucked in. Hold your body tight.
- Curl up on your side on the floor with your knees and chin tucked in. Hold your body tight.
- Curl up on your back on the floor with your knees and chin tucked in. Hold your body tight.
- Rock gently from side to side. Roll over onto your side then your front keeping the tension in your body.




Teddy Bear Roll



? Can you roll in a wide shape?

- Make sure that you have a clear space to roll into.
- Sit with your legs open wide and straight and hold onto them with your hands.
- Pull one leg and arm up towards your head and roll onto your shoulder.
- Roll across your back and onto the other shoulder until the other leg rises up.
- Come back to a seated position with wide legs having completed a 180-degree turn.
- Remember to keep your legs straight the whole time.



Home for a Hog



Hedgehogs live in nests and like to curl up tightly in a ball to snooze. Can you come up with a sequence of movements that shows a hedgehog leaving its nest, that uses two of the rolls?

You could:

- Use an egg roll to show the hedgehog getting comfy in its nest.
- Use the teddy bear roll to show the hedgehog trying to find its feet!
- Use the log roll to imagine the hedgehog adding twigs to the nest.

- ? Can you do an egg, log and teddy bear roll?
- ? Can you roll and then hold a shape? Can you travel, roll then hold a shape?
- ? How does your body feel when you are exercising?

Perform



Perform your movement sequence to your grown up.

? What did they do well?

