

Nursery

Dear Parents and Carers,

Welcome to week three of online learning!
I hope that you have all had a lovely Easter!

We will be contacting you this week to find out how you are getting on. We would love to talk with your children this week, please let them know that we will be calling to have a chat.

Remember

Please don't complete all the activities in one go, break them up with play, snacks and meal times.

Remember, play and exploration is an important part of learning for young children.

Five minutes per activity is plenty. If they are happy to stay with the activity longer then that is great!

Tumble Tots Movement

- I'm a Little Teapot
- Little Peter Rabbit



Let's talk about today

- Is it morning or afternoon? How do we know?
- What day is it today?
- What day will it be tomorrow?
- What is the weather like today? Look for clues out of the window. How do we know what the weather is like?

Today in our busy jobs you will

- Complete the Daily Counting Activity
- Watch Numberblocks – Two.
- Talk about the number Two.
- Complete activities to support understanding of Two
- sing ‘The Animals went in Two by Two’.

Counting Activity Parental Notes

Tip: Encourage your child to touch the objects as they count. Encourage them to say the total e.g. 1,2,3. I can see 3 objects.

If your child can recognise the total without counting, that is great! Ask them to check they are right, through touching the objects to count and say the total as above.

Counting Activity


How many bears can you see?



Counting Activity

Point to the number and the die that shows 2?

1



3

2

Numberblocks - 2

Please watch Numberblocks

- Two

Numberblock **One** finds one sock and then one shoe, and wonders what's missing. She runs off in search of Numberblock **Two**, and meets him, walking lopsidedly in the other sock and shoe. **One** gives **Two** her sock and shoe so **Two** can complete the pairs. He puts them on and discovers the shoes are magic dancing shoes. He starts dancing and sings a song, *Everything is better with two*. He sings about friendship and how things go better in pairs, like shoes and wings, and counts lots of twos of things. We see them in a 'becoming friends' montage of activities for two - riding a tandem, playing football, piggyback, singing a duet, hide and seek, and more - and they end by declaring they are best friends.

Numberblocks – Two



Talk about what your child noticed about the programme.

What did you like about it?

Have you ever done any of the activities that One and Two did together?

One and Two are becoming best friends.

Talk about why having a friend is a nice thing.



Talk together –

What is the same about one and two?

What is different about one and two?



Which picture would you match to the Numberblocks?
Why?



Draw the numberblocks on two pieces of paper.
Help your child to go on a hunt around the home to find things that there are two of, and things that there are one of.
Put the items on the correct piece of paper.
Sort through the items and check that there are only one or two of each type of thing.

Two Activities

Enabling Environments



National Centre
for Excellence in the
Teaching of Mathematics

Playing and Exploring

Encourage children to explore examples of two in multiple contexts, including counting objects, sounds, movements.

Encourage children to make a print pattern using two of something, e.g. hands, feet, thumbs.

Active Learning

Notice children choosing to count one and two objects in their play.

Creating and Thinking Critically


Encourage children to notice that their body has two of lots of different things. Encourage children to imagine what it would be like with only one leg or arm, etc.

Encourage children to count two objects in a different order, rearrange the objects and recount. What do they notice?

Song of the Day


The Animals went in Two by Two

<https://www.youtube.com/watch?v=0mrbhsusOGM>



Number Rhyme of the Week

- 5 Little Men in a Flying Saucer



See you all tomorrow!

