

# Nursery

Dear Parents and Carers,

Welcome to week six of online learning.

We will be contacting you this week to find out how you are getting on. We would love to talk with your children this week, please let them know that we will be calling to have a chat.

# Remember

Please don't complete all the activities in one go, break them up with play, snacks and meal times.

**Remember, play and exploration is an important part of learning for young children.**

Five minutes per activity is plenty. If they are happy to stay with the activity longer then that is great!

# Tumble Tots Movement

- Stand Up, Sit Down
- Monkey Climbing



# Let's talk about today

- Is it morning or afternoon? How do we know?
- What day is it today?
- What day will it be tomorrow?
- What is the weather like today? Look for clues out of the window. How do we know what the weather is like?

# Today in our busy jobs you will

- Complete the Daily Counting Activity.
- Visit Edinburgh Zoo and watch the animals
- Draw your favourite animal and talk about why you have chosen it to draw.
- Look through the binoculars and guess the animal.
- Listen to and join in with the song 'Down in the Jungle' and sing the weekly Number Rhyme.

# Counting Activity Parental Notes



Tip: Encourage your child to touch the objects as they count. Encourage them to say the total e.g. 1,2,3. I can see 3 objects.

If your child can recognise the total without counting, that is great! Ask them to check they are right, through touching the objects to count and say the total as above.



# Counting Activity

How many giraffes can you see?



# Counting Activity

Point to the number and the picture that shows 3?

1




3

2



# Let's Visit Edinburgh Zoo



Follow the link below and watch  
the animals on the webcams

[Edinburgh zoo webcams](#)



Panda Cam



Tiger Cam



Koala Cam



Penguin Cam



Snow Monkey Cam

# Draw a picture of your favourite animal from Edinburgh zoo.

Why was this animal your favourite?



Tip: In Nursery, to support drawing, we always draw first as a guide. After, we encourage the children to talk about what they have drawn. Next if they are ready we encourage them to hear the first sound in what they have drawn 'to help us to' label their picture. Then we encourage the children to watch us write their name and they copy underneath.

Remember to label your picture together.

# Zoo Animals 'What's Through the Binoculars?' Game

What animals do you see at the zoo?



What zoo animal can you see?



# Lion!



Photo courtesy of (Debbie Gilman@flickr.com) - granted under creative commons licence - attribution

What zoo animal can you see?





# Tiger!



What zoo animal can you see?



# Elephant!



Photo courtesy of (guillaume\_1995 @flickr.com) - granted under creative commons licence - attribution

What zoo animal can you see?



# Giraffe!



Photo courtesy of (Rachel Hobday@flickr.com) - granted under creative commons licence - attribution

What zoo animal can you see?



# Panda!

Photo courtesy of (ebread@flickr.com) - granted under creative commons licence - attribution

What zoo animal can you see?






# Hippo!



What zoo animal can you see?



# Polar Bear!



What zoo animal can you see?



# Penguin!



What zoo animal can you see?



# Camel!



What zoo animal can you see?





# Zebra!



What zoo animal can you see?



# Parrot!



**What zoo animal can you see?**



# Monkey!



Photo courtesy of (Tan 88@flickr.com) - granted under creative commons licence — attribution



twinkl

# Song of the Day

## Down in the Jungle



# Number Rhyme of the Week

- 5 Little Monkeys



**Five little monkeys  
jumping on the bed**



See you all tomorrow!

