

# Nursery

Dear Parents and Carers,  
Welcome to week twelve of online learning.

If you have not given staff your email address yet through the weekly calls, please contact the school on 273663 and the office staff will pass it onto us.

Keep up the good work! Remember if we can help further, just chat to us during our weekly phone calls.

You are all welcome to post photographs to our twitter page  
<https://twitter.com/broughamprimary>

# Tumble Tots Movement

- [Little Peter Rabbit](#)
- [One Finger, One Thumb](#)



# Today in our busy jobs you will

- Complete the Daily Counting Activity
- Complete phonics activities.



# Counting Activity Parental Notes

Tip: Encourage your child to touch the objects as they count. Encourage them to say the total e.g. 1,2,3. I can see 3 objects.

If your child can recognise the total without counting, that is great! Ask them to check they are right, through touching the objects to count and say the total as above.



# Counting Activity

How many bears can you see?



# Counting Activity

Point to the number and the Numberblock that shows 4?

1  
4



3  
5  
2

# Number Rhyme of the Week

## ❖ 10 Little Fingers and 10 Little Toes



# Phonics Activities

Please complete the following activities together.





# Sound Game link



## 10. Rhythm


Have fun identifying sounds and playing listening games. The focus is joining in with rhythm patterns.

# Teaching Letter Sounds

Dear Parents,

It is important to teach children to pronounce pure sounds as this is vital for reading. The clip below will help with this concept. You can say the sounds together with your child.

[How to say phonic sounds](#)



Today we will revisit the letter  
sound

o



[o song](#) - link

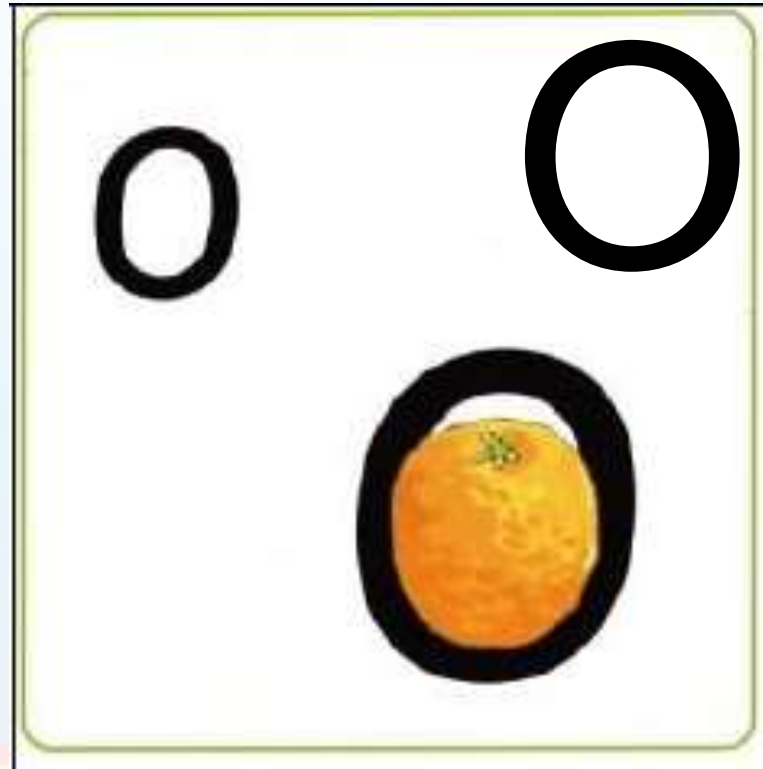
**We say the sound as 'o'.**

**Short vowels should be kept short and sharp**


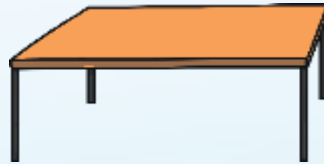
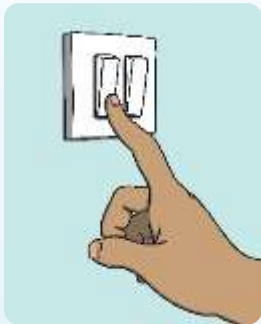
**o: o—o-o (push out lips; make the mouth into o shape)**

**O**

The name of the letter is O  
The picture to help us remember the letter  
is an orange.



Point to the pictures that start with 'o'.



Play I spy with the above pictures.

# Pictures with words that start with

o

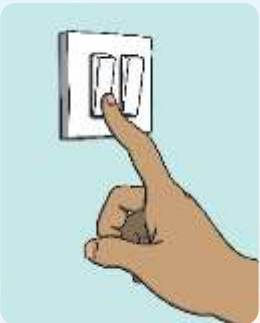
## Can you say the words together?



ox



olive



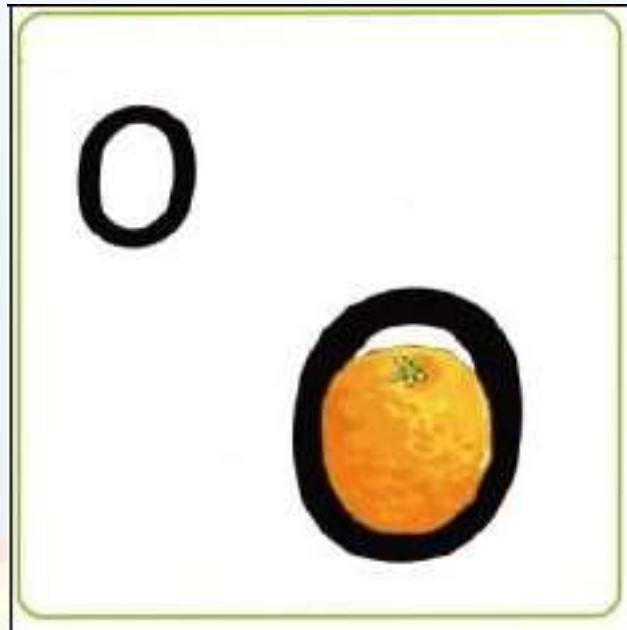
on off



octopus


To write we look at the letter card and practise writing the letter in the air saying “All around the orange”.

This helps us to remember how to form the letter correctly.





# How to form 'o' - link



# We practise writing in many ways. How many different ways will you practise writing 'o'?



- Making marks in sand, salt...
- Writing with water
- Chalking letters outside
- Painting over chalked letters using water
- Dough letters



See you all tomorrow!

