The background features a collage of colorful geometric shapes and pencils. On the left, there are wooden blocks in blue, red, yellow, and green. On the right, several colored pencils in shades of green, yellow, orange, and red are visible. The central text is contained within a white rectangular box with a thin green border.

Preschool Home Learning September 2020

Hi Everyone

We are sorry that we can't be with you all right now.

We have prepared some learning for you whilst you stay safe, at home.

Have fun and we will see you all very soon

Wednesday 9th September

The activities, that follow, can be done in parts so you will have plenty of time to play and talk throughout the day. Each activity should not take longer than a few minutes.

In Preschool we share 3 stories each day, so we have included these for you to share together.



Contents

- Part 1 - Movement
- Part 2 - Story & Story talk
- Part 3 - Story Activity
- Part 4 - Nursery Rhyme Time
- Part 5 - Story 2
- Part 6 - Mark Making Activity
- Part 7 - Mindfulness
- Part 8 - Maths Activity
- Part 9 - Skill of the Week
- Part 10 - Story 3



Let's Move

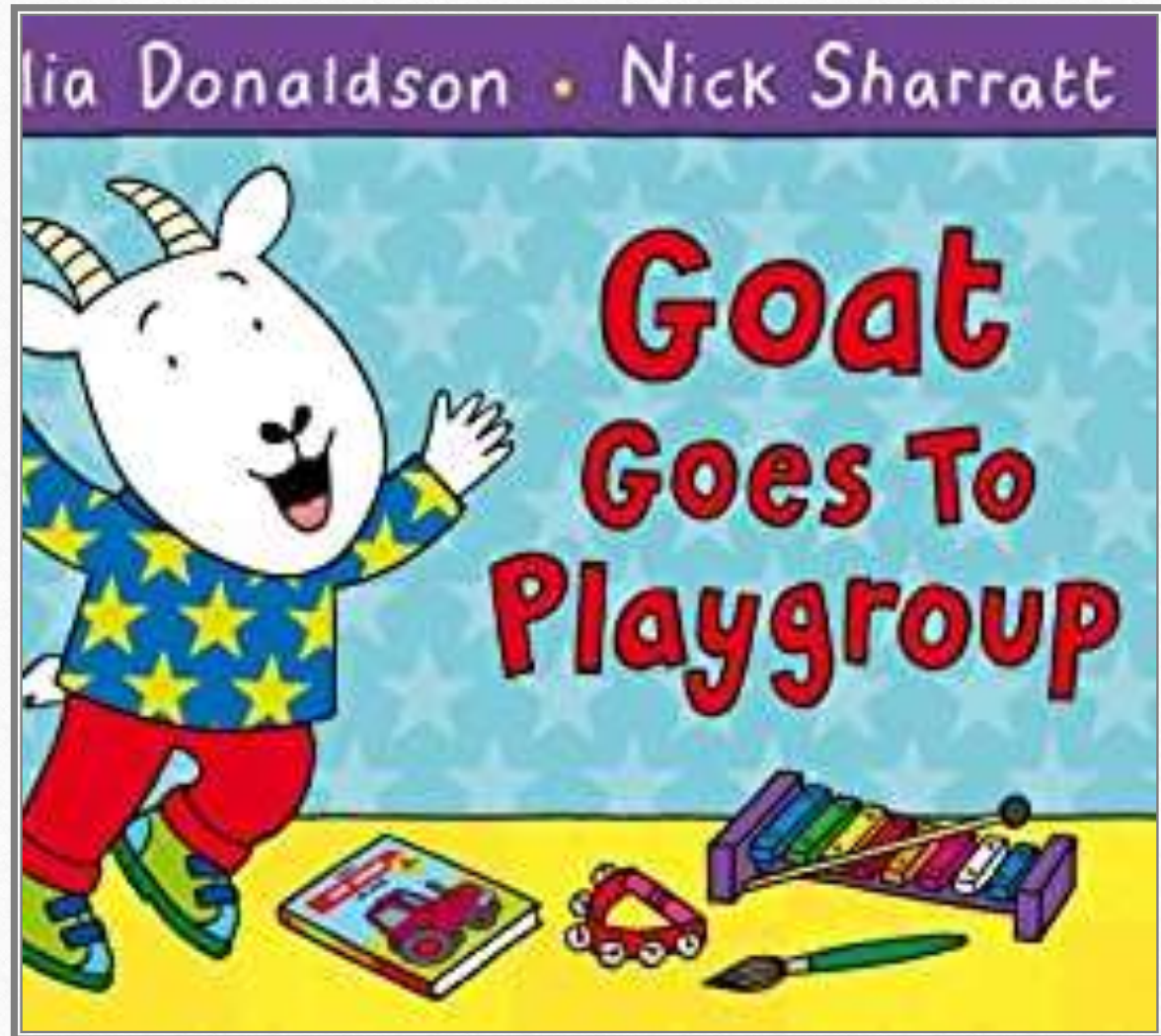
- Shake My Sillies Out
- https://youtu.be/liHfJ_OEMoQ?list=PLV778RxD0shfsDMJlzv9eLbSIIiNZSn8v
- If You're Happy and You Know It
- <https://youtu.be/HSHQFt7O6FQ?list=PLV778RxD0shfsDMJlzv9eLbSIIiNZSn8v>
- Three Little Monkeys
- <https://youtu.be/HCBZQCx2PXE?list=PLV778RxD0shfsDMJlzv9eLbSIIiNZSn8v>



Storytime 1- Goat Goes to Playgroup

- <https://youtu.be/Fyz6cTYsfko>

Listen to the story and talk to your child about the characters and their experiences of coming to preschool.



Story Activity

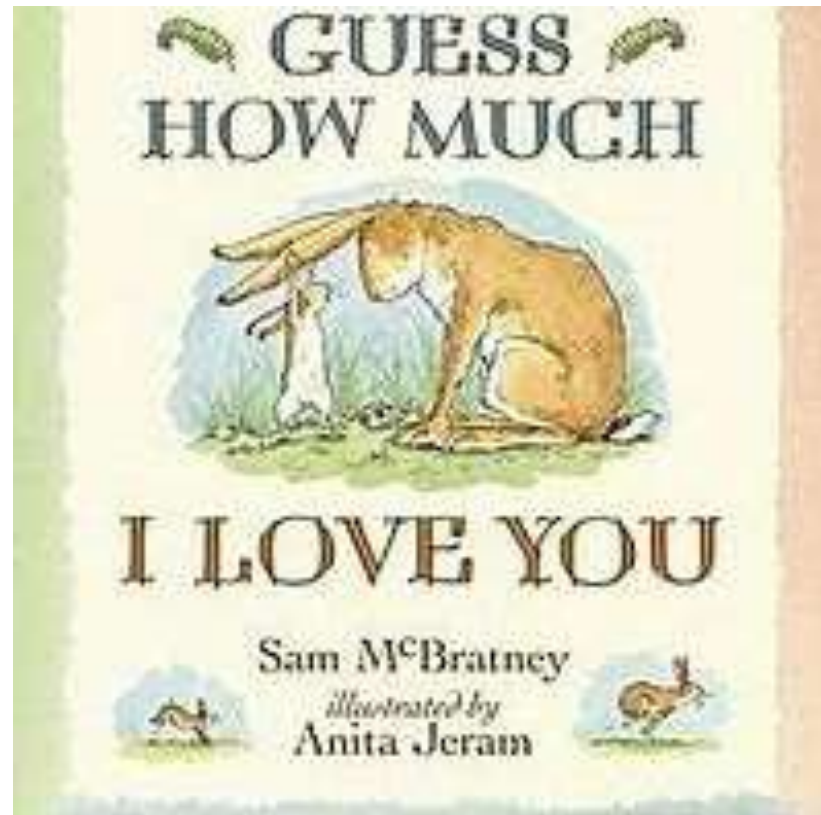


- Dressing up and Role Play
- In the story, Goat gets into a big mess trying to put on clothes.
- Try some role play with your child to see if they can dress themselves. Provide them with clothes or costumes to put on. Once they are dressed engage in pretend play. You may provide them with ideas or scenarios such as:
 - Domestic play - making food/cup of tea
 - Going on a journey - where will you go? How will you get there?

Nursery Rhyme Time

- Humpty Dumpty
- <https://youtu.be/nrv495corBc>
- Twinkle, Twinkle, Little Star
- https://youtu.be/wah6__bc9bk
- Baa, Baa, Black Sheep
- https://youtu.be/ppo-BWS_bio





Storytime 2 - Guess How Much I Love You

- https://youtu.be/zGuIUytF_6U



Mark Making Activity

- Draw a picture of Little Nutbrown Hare from *Guess How Much I Love You*

Mindfulness and Wellbeing



- **Mindfulness means** paying full attention to something. It **means** slowing down to really notice what you're doing. Being **mindful** is the opposite of rushing or multitasking. When you're **mindful**, you're taking your time. You're focusing in a relaxed, easy way. (<https://kidshealth.org/en/kids/mindfulness.html>)
- During these uncertain times it's really important to consider how our children are dealing with it, especially the very small children who don't have the words to explain.
- The following slide will show some basic emotions. Please ask your child to say or point to show how they are feeling. Talk to your child about their choice.

How Are You Today?



Maths Activity




- **Problem Solving**
- When your family are sitting down for breakfast, lunch or tea encourage your child to give a cup/spoon/item of food to each member of the family.
- They do not need to count the object they can just match 1-1. If they are able to do this then next time give them the objects but give them one less than they need.
- Did your child recognise that they didn't have enough? Encourage them to say how many more they need or model language e.g. "Do you need one more?"

Skill of the Week

- This week I would like your child to try to be more independent with dressing/undressing.
- Please encourage your child to take off or put on their own coat, top or trousers.
- For those who can already do these things could be encouraged to put on their own socks/shoes.





Storytime 3 - Maisy goes to Preschool

-
- <https://youtu.be/JtJzg4PVWJs>