The background features a collage of colorful geometric shapes and pencils. On the left, there are wooden blocks in blue, red, yellow, and green. On the right, several colored pencils in shades of green, yellow, orange, and red are visible. The central text is contained within a white rectangular box with a thin green border.

# Preschool Home Learning September 2020

Hi Everyone

We are sorry that we can't be with you all right now.

We have prepared some learning for you whilst you stay safe, at home.

Have fun and we will see you all very soon

# Friday 11th September

---

The activities, that follow, can be done in parts so you will have plenty of time to play and talk throughout the day. Each activity should not take longer than a few minutes.

In Preschool we share 3 stories each day, so we have included these for you to share together.



# Contents

---

- Part 1 - Movement
- Part 2 - Story & Story talk
- Part 3 - Story Activity
- Part 4 - Nursery Rhyme Time
- Part 5 - Story 2
- Part 6 - Mark Making & Maths Activity
- Part 7 - Mindfulness
- Part 8 - Skill of the Week
- Part 9 - Maths Activity
- Part 10 - Story 3



# Let's Move

---

- Shake My Sillies Out
- [https://youtu.be/liHfJ\\_OEMoQ?list=PLV778RxD0shfsDMJlzv9eLbSIIiNZSn8v](https://youtu.be/liHfJ_OEMoQ?list=PLV778RxD0shfsDMJlzv9eLbSIIiNZSn8v)
- If You're Happy and You Know It
- <https://youtu.be/HSHQFt7O6FQ?list=PLV778RxD0shfsDMJlzv9eLbSIIiNZSn8v>
- Three Little Monkeys
- <https://youtu.be/HCBZQCx2PXE?list=PLV778RxD0shfsDMJlzv9eLbSIIiNZSn8v>

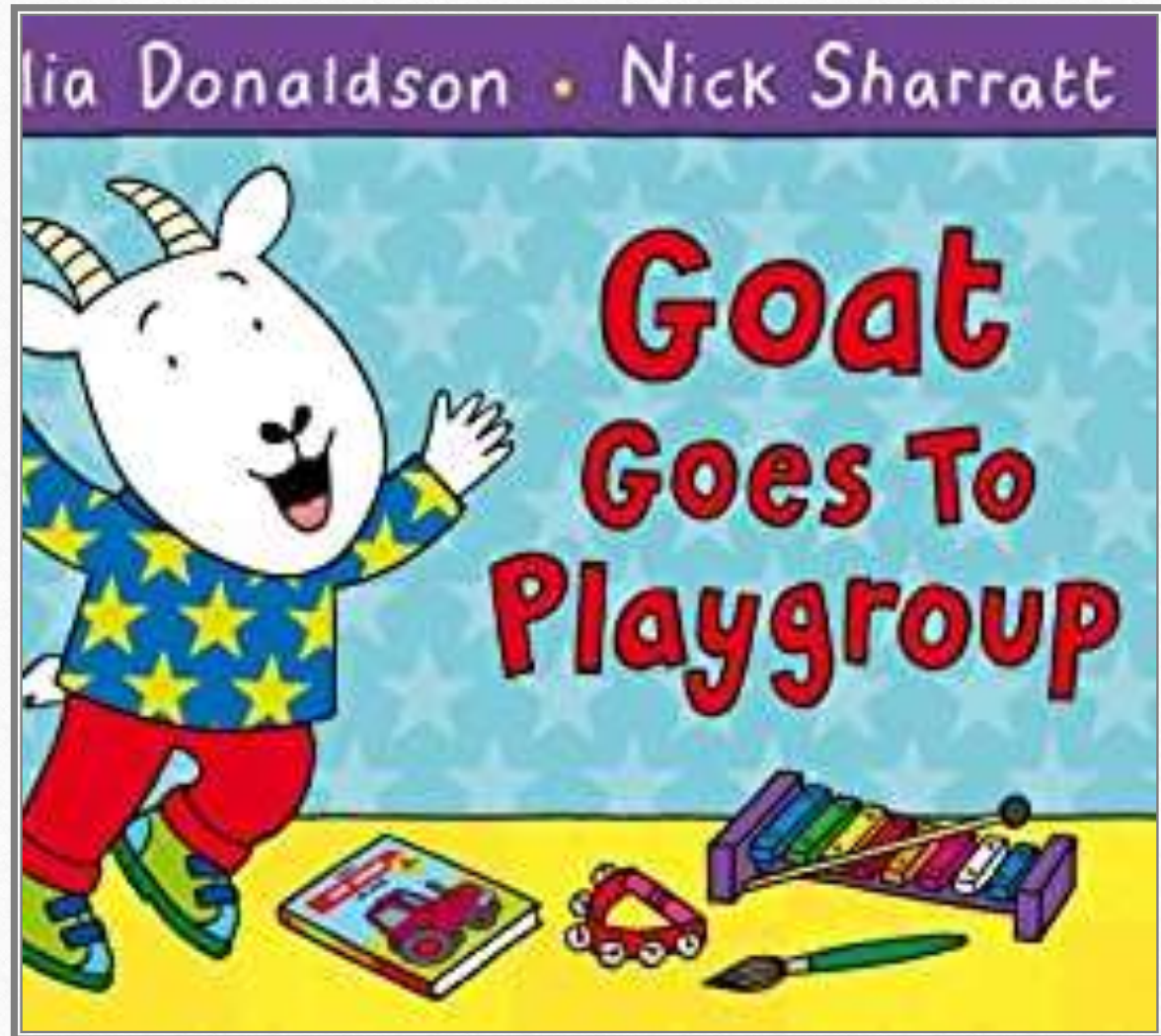


## Storytime 1- Goat Goes to Playgroup

---

- <https://youtu.be/Fyz6cTYsfko>

Listen to the story and talk to your child about the characters and their experiences of coming to preschool.



# Story Activity

---



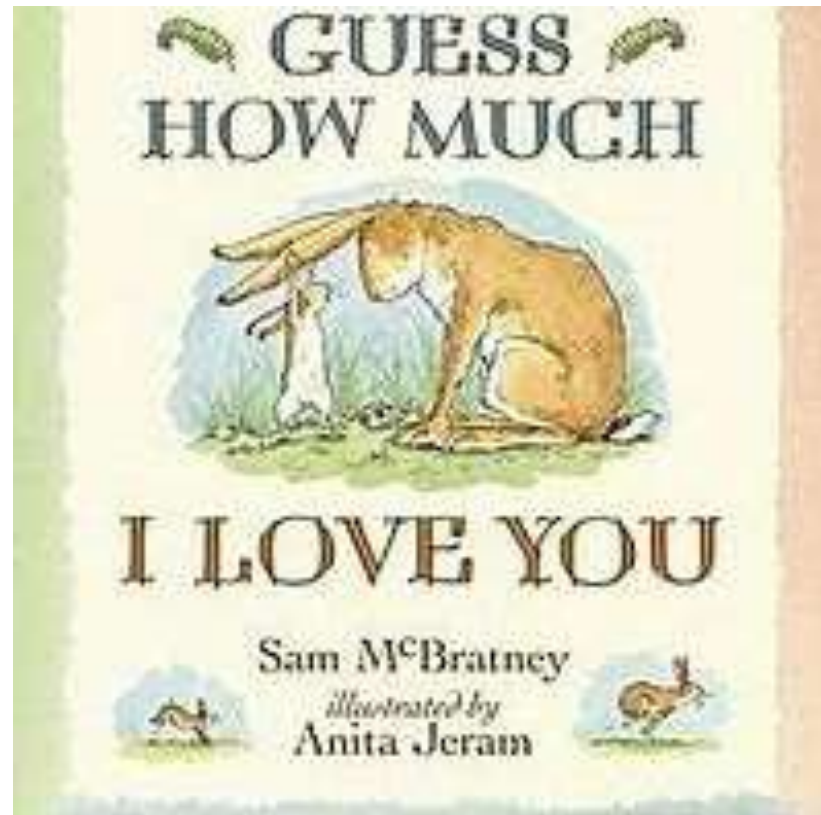
- **Animal Movements**
- There have been lots of animals in the story and rhyme this week.
- Look back at the animals and see if you can move like them. If you're unsure how these animals move you could always look on you tube for ideas.
- Which other animals can you think of?

# Nursery Rhyme Time

---

- Humpty Dumpty
- <https://youtu.be/nrv495corBc>
- Twinkle, Twinkle, Little Star
- [https://youtu.be/wah6\\_\\_bc9bk](https://youtu.be/wah6__bc9bk)
- Baa, Baa, Black Sheep
- [https://youtu.be/ppo-BWS\\_bio](https://youtu.be/ppo-BWS_bio)





## Storytime 2 - Guess How Much I Love You

---

- [https://youtu.be/zGuIUytF\\_6U](https://youtu.be/zGuIUytF_6U)



# Mark Making Activity

---



- We have met lots of animals in the stories, this week. Can you draw or paint one of the animal characters from any of the books?

# Mindfulness and Wellbeing

---



- **Mindfulness means** paying full attention to something. It **means** slowing down to really notice what you're doing. Being **mindful** is the opposite of rushing or multitasking. When you're **mindful**, you're taking your time. You're focusing in a relaxed, easy way. (<https://kidshealth.org/en/kids/mindfulness.html>)
- During these uncertain times it's really important to consider how our children are dealing with it, especially the very small children who don't have the words to explain.
- The following slide will show some basic emotions. Please ask your child to say or point to show how they are feeling. Talk to your child about their choice.

# How Are You Today?



# Skill of the Week

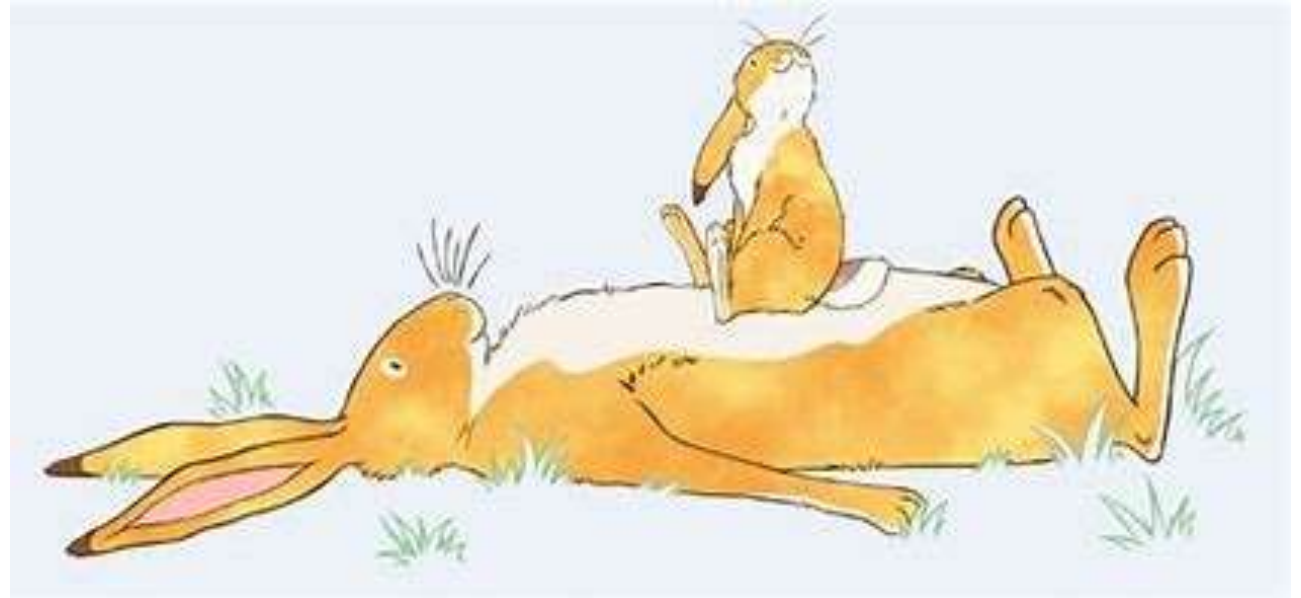
---


- This week I would like your child to try to be more independent with dressing/undressing.
- Please encourage your child to take off or put on their own coat, top or trousers.
- For those who can already do these things could be encouraged to put on their own socks/shoes.



## Maths Activity

- **Big and Little**
- In the story, guess how much I love you there is a big hare, and a little hare. Talk to your child about big and little. Explain that you are big, and they are little.
- Collect a variety of objects and help your child to sort them into big and little. These could be animals, blocks or anything you can find which clearly shows a size difference.





## Storytime 3 - Maisy goes to Preschool

- 
- <https://youtu.be/JtJzg4PVWJs>