

Year 2 Home Learning

Monday 8th June

This PowerPoint has all of your work for Monday

English
Spelling
Reading
Maths
Science

English:

Monday 8th June

I can identify features of a recount.

Grammar Starter- Different Sentence Types

Click on the link to find out all about different sentence types.

<https://www.bbc.co.uk/bitesize/articles/zh6pg8>

Today we are going to identify features of a recount.

Writing to Inform


When you are writing to inform, you are trying to explain ideas to someone or to pass on information to the reader.

There are lots of different ways that you can write to inform.

You might have been informed by:

- instructions;
- letters;
- recounts.

Can you think of a time when you have read something that told you some information?



Features of Writing to Inform

To try to inform your reader, you could include some of the following features:



Repeat the Main Ideas

570g flour **on the 20th October**

Add facts and figures into your writing to pass on key information to the reader.



Joining Words

and **but** **so** **or**
when

Use these words to join your ideas together and to extend your sentences. This can help you to pass on more information through your writing.

Tenses

Past Tense or Present Tense

Use the correct tense all of the way through your writing. You could need to use the present tense or you may need to write in the past tense.

Can You Spot These Features?

- Which **tense** has the text been written in?
- Did you spot any **joining words**?
- Can you spot any **facts or figures**?

[Click here to read the text.](#)



Can you spot the features in this recount?

Our Trip to the Zoo

On Thursday 20th October, we went on a fantastic school trip to the zoo.

First, we visited the elephants. They were inside their house but the zookeeper tempted them out with some fruit. I was so lucky because I was allowed to feed a banana to the baby elephant.



Then, we boarded a train and took a tour of the zoo. We saw penguins, giraffes and monkeys. The train was lots of fun and it was very fast.



Next, we listened to a talk by the zookeeper that was all about koalas. She told us that koalas eat eucalyptus leaves and that they can sleep for up to 18 hours per day.



Finally, we caught sight of the crocodiles. They were swimming around in their cool pool and they were splashing their long, green tails. It was such a great day!



Present
tense

Facts and
figures

Conjunctions

Our Trip to the Zoo

On Thursday 20th October, we went on a fantastic school trip to the zoo.

First, we visited the elephants. They were inside their house but the zookeeper tempted them out with some fruit. I was so lucky because I was allowed to feed a banana to the baby elephant.



Then, we boarded a train and took a tour of the zoo. We saw penguins, giraffes and monkeys. The train was lots of fun and it was very fast.



Next, we listened to a talk by the zookeeper that was all about koalas. She told us that koalas eat eucalyptus leaves and that they can sleep for up to 18 hours per day.



Finally, we caught sight of the crocodiles. They were swimming around in their cool pool and they were splashing their long, green tails. It was such a great day!



Reading:

Monday 8th June

I can draw my favourite part of the story Esio Trot.

Look back at the work you have done on Esio Trot. Pick your favourite part of the story and draw a picture.

Monday Maths:

Today we are recapping...

Place Value - Counting in 2s, 5s and 10s.

https://www.youtube.com/watch?v=q_yUC1NCFkE

Five in 5

1. $42 + 9 = \underline{\quad}$

2. $\underline{\quad} = 21 - 8$

3. $8 \times 2 = \underline{\quad}$

4. $12 \div 2 = \underline{\quad}$

5. $98 - 34 = \underline{\quad}$



Write the answers in your work book

Introduction:

True or false? These numbers are counting up in ascending order.

58 51 45 39 35 30 27 18 3

True or false? These numbers are counting up in ascending order.

58 51 45 39 35 30 27 18 3

largest

smallest



False.

The numbers are getting smaller and are in descending order.

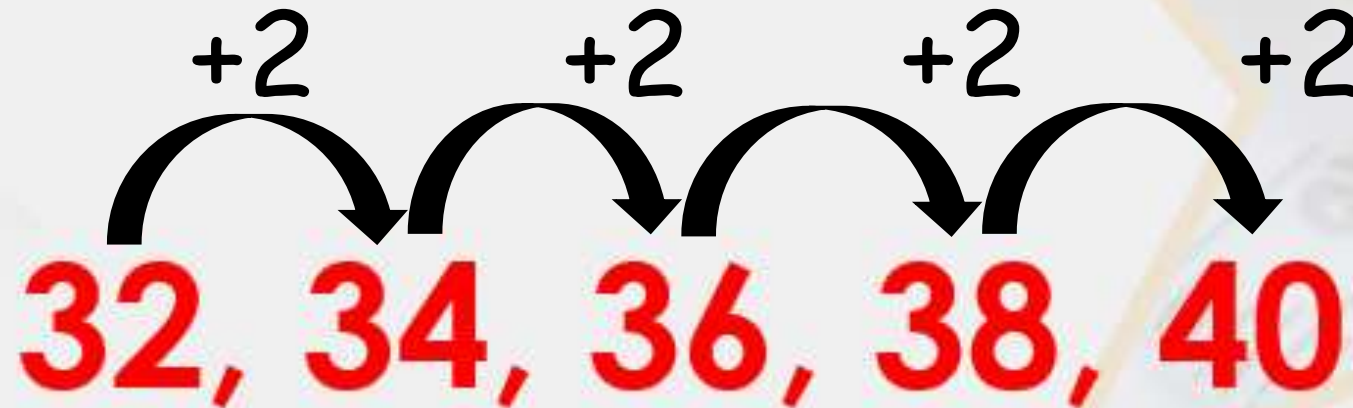
Try this...

True or false? This sequence of numbers increases by 2 each time.

32, 34, 36, 38, 40

Did you get the correct answers?

True or false? This sequence of numbers increases by 2 each time.



True

These numbers are counting up in ascending order.
2 is added on each time.

Write the title:

I can count in 2s, 5s and 10s.

Write the answers in your work book.

Circle the odd one out in each number pattern.

1. 2, 4, 6, 8, 10, 11, 12, 14, 16

2. 0, 5, 10, 20, 30, 40, 50

3. 40, 35, 30, 25, 20, 15, 5

4. Count forwards and backwards in jumps of 10 from fifty-two.

5. Count forwards and backwards in jumps of 10 from 49.

Did you get the correct answers?

Circle the odd one out in each number pattern.

1. 2, 4, 6, 8, 10, 11, 12, 14, 16

2. 0, 5, 10, 20, 30, 40, 50

3. 40, 35, 30, 25, 20, 15, 5

4. 52, 62, 72, 82, 92, 102...
54, 42, 32, 22, 12, 2.

5. 49, 59, 69, 79, 89, 99, 109...
49, 39, 29, 19, 9.

Challenge:

Rohan says the following numbers:

45, 50, fifty-five, 60, 65, seventy



**What number will he say next? Explain how you know.
He will say 75 because...**

Challenge answer:

Rohan says the following numbers:

45, 50, fifty-five, 60, 65, seventy



What number will he say next? Explain how you know.

He will say 75 because he is counting forwards in 5s.



https://www.abcya.com/games/number_bubble_skip_counting
You must pop the bubbles so they drop into the correct chest.



Extension

Practice your timetables on TTRockstars.

<https://play.ttrockstars.com/auth/school/student/3505>

Play on the tournament Miss Dunning's class verse Miss Carroll's class.

Help your class to win by earning points practicing your times tables on TTRockstars!

Spelling:

Monday 8th of June

Words ending in -tion.

<https://www.youtube.com/watch?v=xpvpJ8EtXOA>


Watch this video...

<https://www.youtube.com/watch?v=4I4o4WrTLMg>



Practice writing the letters that these words all end in...

-tion



Here are this week's spellings to practise.

station

addition

fiction

subtraction

motion

potion

national

option

section

introduction



Monday 8th of June

Write the spellings in your work book then tick when you have looked, said and covered the word. Then write the word without looking and see if you have spelt it correctly. If you have not spelt it correctly then write the correct spelling.

	Look	Say	Cover	Write	Check	Correction
station						
fiction						
motion						
national						
section						
addition						
subtraction						
potion						
option						
introduction						

Science

Monday 8th June

I can make a prediction and carry out a
simple test.

Today you are going to carry out a simple experiment. You are going to find out which solid dissolves (disappears) in water.

Dissolving

Which solids dissolve in water?

You Will Need

- Water (hot and cold)
- Transparent Containers
- Substances to try and dissolve; sand, sugar, salt, coffee etc



Before you complete your experiment make a prediction of what you think will happen.

For example:

I predict that sugar will dissolve in hot water.

Method

- 1 Add a teaspoon of whichever solid you are testing to a glass of cold water and a glass of hot water, stir and observe the difference.
- 2 Look to see if the solid dissolves in the hot water and cold water and if one is better than the other.
- 3 Can you design a chart to record your observation?

Can you design a chart to show your results? It could look like this:

Solid	Yes it dissolves	No it does not dissolve
Sugar		
Coffee		
Salt		
Pepper		

Did you get the same results?

The Science Bit

Things like salt, sugar and coffee dissolve in water. They are soluble. They usually dissolve faster and better in hot water. Pepper and sand are insoluble, they will not dissolve even in hot water.