

# Year 2 Home Learning

## Monday 29<sup>th</sup> June

This PowerPoint has all of your work for Monday

English  
Spelling  
Reading  
Maths  
Science

# English:

Monday 29<sup>th</sup> June

I can understand how to write instructions.

# Grammar Starter- Imperative Verbs

# What Is a Verb?

Verbs are words which describe an **action**, **occurrence** or **state**.

For example:



The ice cream is **melting**.



The snowman **wears** a hat.

Can you think of any other verbs?

# What Is an Imperative Verb?

Imperative verbs are sometimes known as **bossy** verbs.

They are verbs which **tell you what to do**.

They are often seen at the beginning of a sentence and create a **command**.

Let's look at some examples...

# Imperative Verbs

**Eat** your lunch.

**Tidy** the cloakroom.

**Write** today's date.

**Walk** home after school.



# Imperative Verbs

**Go** and **buy** our crisps.  
**Eat** your lunch. **Tidy** the cloakroom.  
**Write** today's date. **Walk** home after school.

In each of these commands, the imperative verb tells the person what action they need to take.

Let's see if you can spot some imperative verbs...

# Can you spot the Imperative Verbs?




Go outside to play.

Spot the difference between these pictures.

Ask your dad what he thinks.


Kick the ball into the goal.

Surprise your friend to cheer them up.





# Check your answers...



**Go** outside to play.

**Spot** the difference between these pictures.

**Ask** your dad what he thinks.

**Kick** the ball into the goal.

**Surprise** your friend to cheer them up.



Look at these videos about writing instructions...

<https://www.bbc.co.uk/bitesize/topics/zkgcwmn/articles/zfrcmfr>

<https://www.bbc.co.uk/teach/class-clips-video/english-ks1-ks2-how-to-write-instructions/zrvtscw>

Now you are going to decide what you are going to write instructions on.

After you have decided you need to create a success criteria for your instructions, this will be a list of all the things you need to include in your instructions.

Success Criteria:

# Did you include these in your success criteria?

- Equipment needed.
- Numbered instructions.
- Time connectives.
- Imperative (bossy) verbs.

# Reading:

Monday 29<sup>th</sup> June

I can write a character description.

*The King smiled when he saw the gold, but it made him greedier still.*



*He took Lily to another turret with three bales of straw. "Spin it into gold by morning and you may marry my son," he said. Then he locked the door.*


Again Lily stamped her foot and again the goblin appeared.

"I have nothing left to give you," she said.  
"But I need your help."



So the goblin thought, and replied, "Give me your first child and I will spin the straw into gold."

Describe Lily. Think about her appearance and her personality. On the inside of the body write words to describe her personality and on the outside write words to describe her appearance.



# Monday Maths:

## Today we are recapping...

Addition and Subtraction - Subtract with Two-digit Numbers (exchanging).



## Five in 5

1.  $18 + \underline{\quad} = 20$

2.  $20 - \underline{\quad} = 14$

3.  $6 \times 2 = \underline{\quad}$

4. Half of 8 =  $\underline{\quad}$

5. Add the correct compare sign  $<$ ,  $>$ , or  $/$

$23 \underline{\quad} 32$




Write the  
answers  
in your  
work  
book..

# Here is an example of how to exchange...

Take 16 away from 34,

Exchange a ten for 10 ones, then subtract 16.



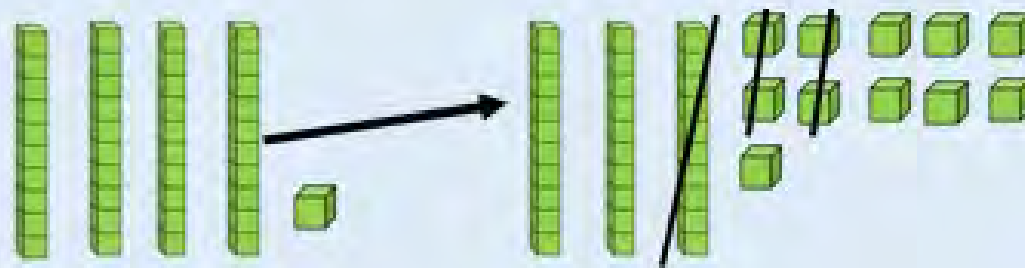
$$\begin{array}{r} \overset{2}{\cancel{3}} \overset{1}{4} \\ - 16 \\ \hline 18 \end{array}$$

The answer is 18.



Take 14 away from 41.

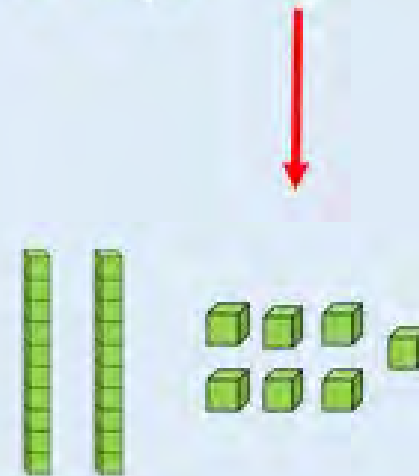
$$\begin{array}{r} 41 \\ -14 \\ \hline \\ \hline \end{array}$$



Take 14 away from 41.

$$\begin{array}{r} \overset{3}{\cancel{4}} \overset{1}{\cancel{1}} \\ - 14 \\ \hline 27 \end{array}$$

Exchange a ten for 10 ones, then subtract 16.



The answer is 27.

Write the title:

I can subtract two-digit numbers exchanging.

Write all the answers in your work book.

$$\begin{array}{r} 1. \quad 32 \\ - 23 \\ \hline \\ \hline \end{array}$$

$$\begin{array}{r} 2. \quad 41 \\ - 14 \\ \hline \\ \hline \end{array}$$

$$\begin{array}{r} 3. \quad 58 \\ - 39 \\ \hline \\ \hline \end{array}$$

$$\begin{array}{r} 4. \quad 62 \\ - 15 \\ \hline \\ \hline \end{array}$$

$$\begin{array}{r} 5. \quad 86 \\ - 18 \\ \hline \\ \hline \end{array}$$

$$\begin{array}{r} 6. \quad 63 \\ - 47 \\ \hline \\ \hline \end{array}$$

# Did you get the correct answers?

$$\begin{array}{r} 1. \quad 32 \\ - 23 \\ \hline 09 \\ \hline \end{array}$$

$$\begin{array}{r} 2. \quad 41 \\ - 14 \\ \hline 27 \\ \hline \end{array}$$

$$\begin{array}{r} 3. \quad 58 \\ - 39 \\ \hline 19 \\ \hline \end{array}$$


$$\begin{array}{r} 4. \quad 62 \\ - 15 \\ \hline 47 \\ \hline \end{array}$$

$$\begin{array}{r} 5. \quad 86 \\ - 18 \\ \hline 68 \\ \hline \end{array}$$

$$\begin{array}{r} 6. \quad 63 \\ - 47 \\ \hline 16 \\ \hline \end{array}$$

Tia and Rosie are working out some subtractions.

Tia



I am working out  
 $64 - 46$ .

One of my numbers  
in my question is 14.




Rosie



Tia's answer is double Rosie's answer.  
What could Rosie's subtraction be?

Tia and Rosie are working out some subtractions.


Tia



I am working out  
 $64 - 46$ .

One of my numbers  
in my question is 14.

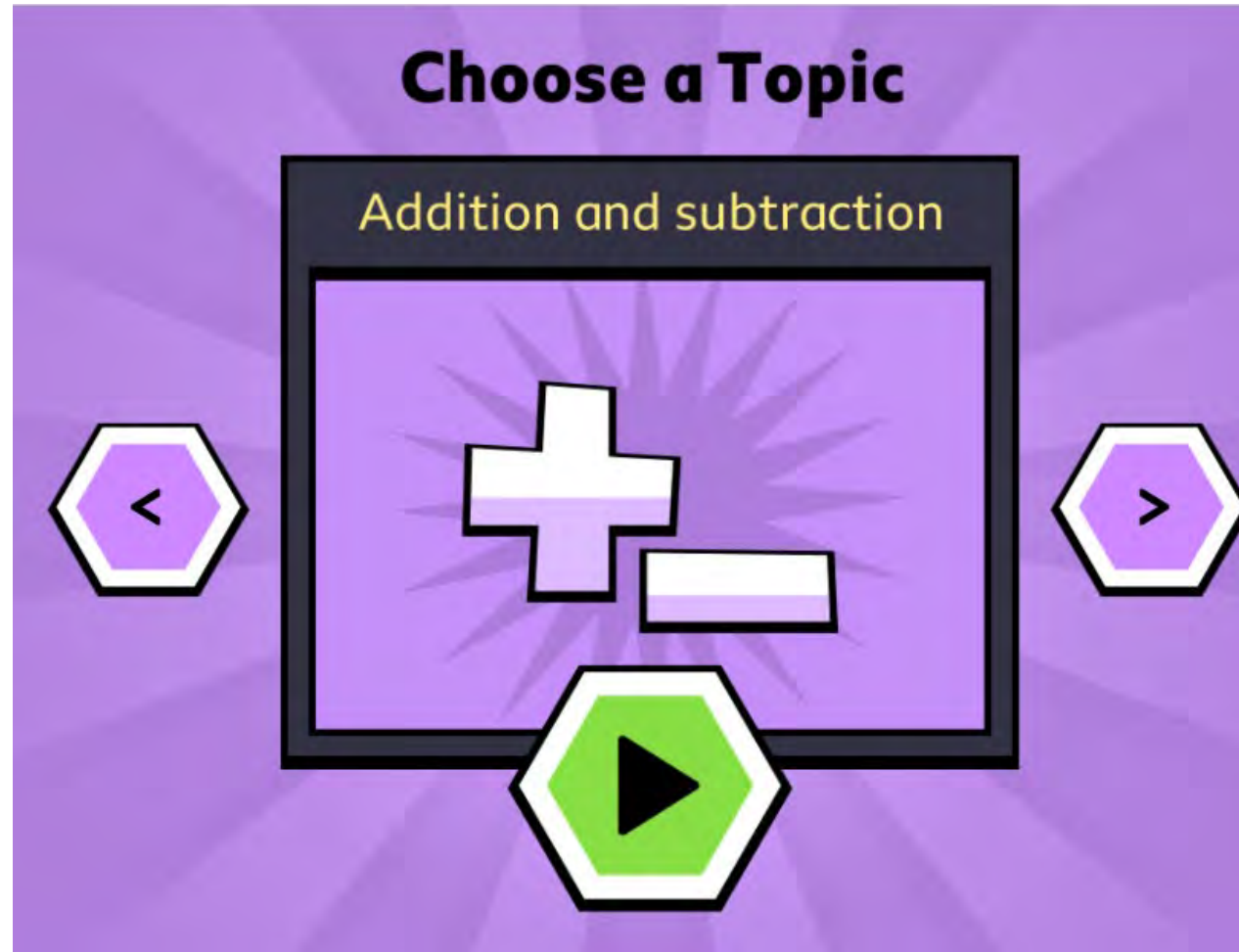
Rosie



Tia's answer is 18. Rosie's answer is 9.

Rosie's question could be  $14 - 5$  or  $23 - 14$ .





Click on Addition and Subtraction.

<https://www.bbc.co.uk/games/embed/karate-cats-2?exitGameUrl=http%3A%2F%2Fbbc.com%2Fbitesize%2Farticles%2Fzf4sscw>



## Extension

Practice your timetables on TTRockstars.

<https://play.ttrockstars.com/auth/school/student/3505>


Play on the tournament Miss Dunning's class verse Miss Carroll's class.

Help your class to win by earning points practicing your times tables on TTRockstars!

# Spelling:

## Monday 29<sup>th</sup> of June

Common Exception Words

A landscape illustration featuring a blue sky with white clouds, a blue sea, and green hills. In the foreground, there is a green field with a wooden fence and a small bush. A white text box is overlaid on the middle of the image.

This week's spellings do not follow the patterns and rules we have learnt.

any

many

clothes

water

pretty

Christmas

beautiful

busy

poor

kind

### Sort the Spellings

First let's sort the spellings into the number of syllables.

Number of syllables 

Click on the arrow to check once you have written your answers.

## Syllables:

1 syllable

clothes

poor

kind

2 syllables

any

many

water

pretty

Christmas

busy

3 syllables

beautiful

I like your  
sorting style!



Here are this week's spellings to practise.

Work hard to learn them, they are tricky!

any

Christmas

many

beautiful

clothes

busy

water

poor

pretty

kind



# Monday 29<sup>th</sup> June

Write the spellings in your work book then tick when you have looked, said and covered the word. Then write the word without looking and see if you have spelt it correctly. If you have not spelt it correctly then write the correct spelling.

	Look	Say	Cover	Write	Check	Correction
any						
many						
clothes						
water						
pretty						
Christmas						
beautiful						
busy						
poor						
kind						

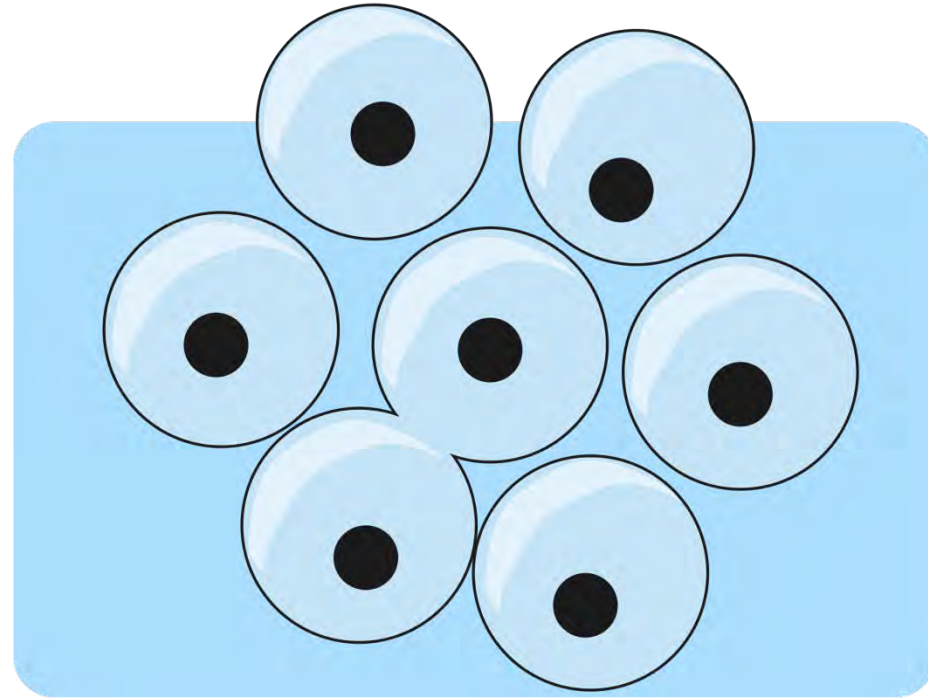


Science


Monday 29<sup>th</sup> June

I can understand the life cycle of a frog.

Frog eggs are laid in a group in the water by a frog.  
After about 6-21 days, these eggs hatch into tadpoles.



The tadpole spends its time swimming in the water, eating and growing. Tadpoles have a tail for swimming with. It usually takes them 6-9 weeks to fully develop as a tadpole, however some types of frogs may take much longer.



Around week 12, the tadpole sprouts legs (and then arms), has a longer body, and has a bigger head. It breathes under the water and still has a tail.



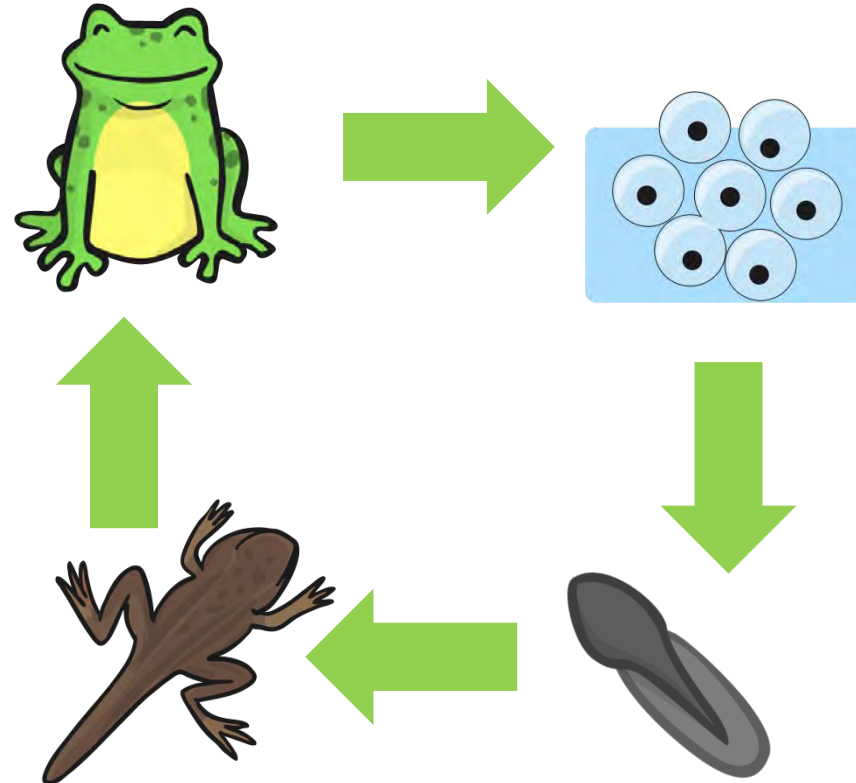
The adult frog breathes air and has no tail. This growth cycle, from egg to frog takes between 12 to 16 weeks.



Watch the video below about the life cycle of a frog...

<https://www.youtube.com/watch?v=F3EIGMVU6SY>

Here is the frog life cycle



## Some interesting facts

Frogs have ears! Males have bigger ears than the females and they can be found behind the eyes.



Frogs 'drink' through their skin!

Frogs are cold blooded and hibernate in Winter.



Frogs are amphibians.



# Your task...

Create a poster all about frogs and their life cycle.