

Nursery

Dear Parents and Carers,

Welcome to week six of online learning.

We will be contacting you this week to find out how you are getting on. We would love to talk with your children this week, please let them know that we will be calling to have a chat.

Remember

Please don't complete all the activities in one go, break them up with play, snacks and meal times.

Remember, play and exploration is an important part of learning for young children.

Five minutes per activity is plenty. If they are happy to stay with the activity longer then that is great!

Tumble Tots Movement

- Elephants Have Wrinkles
- Stand Up, Sit Down



Let's talk about today

- Is it morning or afternoon? How do we know?
- What day is it today?
- What day will it be tomorrow?
- What is the weather like today? Look for clues out of the window. How do we know what the weather is like?

Today in our busy jobs you will

- Complete the Daily Counting Activity
- Listen to the story 'Dear Zoo'.
- Draw your favourite character from the story.
- Talk about why the pets were sent back in the story.
- Sing 'The Dear Zoo song' and the Number Rhyme of the week.

Counting Activity Parental Notes

Tip: Encourage your child to touch the objects as they count. Encourage them to say the total e.g. 1,2,3. I can see 3 objects.

If your child can recognise the total without counting, that is great! Ask them to check they are right, through touching the objects to count and say the total as above.

Counting Activity

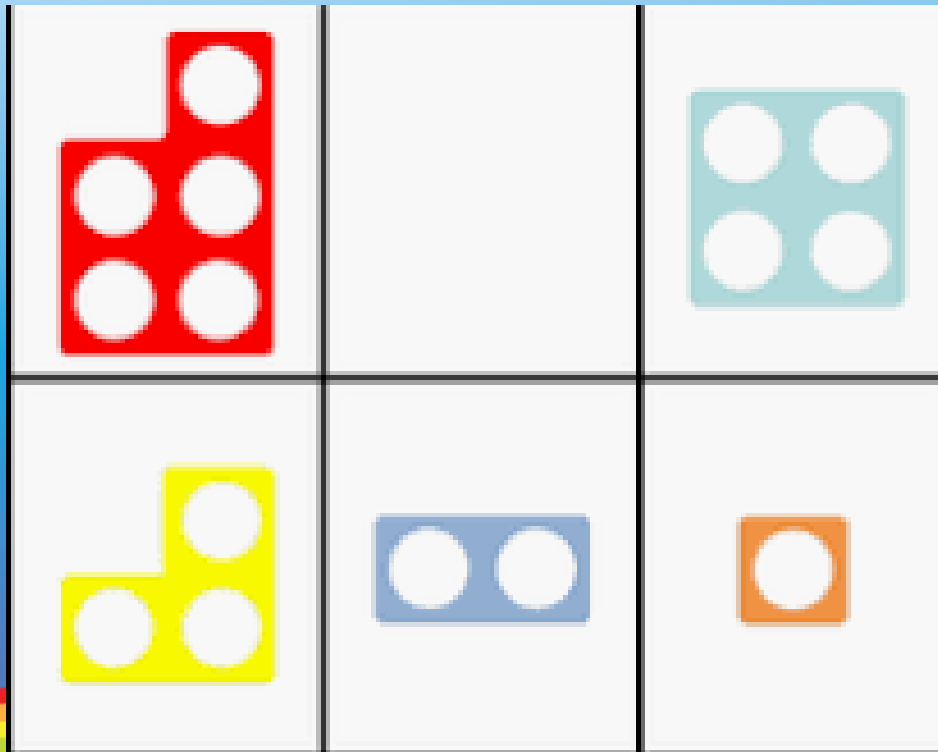
How many frogs can you see?



Counting Activity

Point to the number and the numicon that shows 2?

1




3

2

Dear Zoo


By Rod Campbell

- [Dear Zoo](#)




Draw a picture of your favourite animal from the story.

What animals can you remember from the story? Can you remember why they were sent back?



Remember to label your picture together.


Remember to try to hold your pencil correctly.





Tip: In Nursery, to support drawing, we always draw first as a guide. After, we encourage the children to talk about what they have drawn. Next if they are ready we encourage them to hear the first sound in what they have drawn 'to help us to' label their picture. Then we encourage the children to watch us write their name and they copy underneath.

Why were the animals sent back to the zoo?

Encourage your child to answer in a sentence such as “**The lion was sent back because he was too scary**”. You can always model sentences like this to your child when you talk together, even if they can't say them.





Song of the Day
Dear Zoo song

Dear Zoo by Yallabina!

Based on the book by Rod Campbell

www.yallabinamusic.net

Number Rhyme of the Week

- 5 Little Monkeys



**Five little monkeys
jumping on the bed**

See you all tomorrow!

