


English Day 15:  
Today we are recapping...  
How to write a setting description.  
'Little Red Riding Hood'

Can you remember the setting description we planned yesterday for the forest?

Today we are going to write our setting description.

# In the Forest



Choose one or two of your words from yesterday to describe the forest.  
Can you think of a sentence to use your adjectives in?  
Say your sentences out loud to your grown up at home.




What would you hear?

What would you touch?

What would you feel?

What would you see?

# In the Forest



Let's use some more of our adjectives to make sentences about the setting.




The forest is **dark** and **spooky**.

The **wet** grass waves in the wind.

What sentences did you think of?

# In the Forest



Remember the 4 headings and to use your senses to imagine what the forest would be like.

Feel

See

Touch

Hear

Can you now write some of your sentences to describe the forest in your English Home Learning book?

- You could start with a general opening sentence about the forest such as –  
The forest is dark and spooky or The forest is cold and creepy.
- Then write your sentences using your senses

e.g. I can feel .....

I can hear .....

I can touch .....

I can see .....

Remember to use capital letters, finger spaces, full stops and wow words to describe your setting.

Challenge - Use 'and' to extend and make your sentences more interesting.